

HARVARD HARRIS POLL



Field Date: April 14-17, 2017

SURVEY METHOD

This survey was conducted online within the United States between **April 14-17, 2017** among **2,027 registered voters** by **The Harris Poll**.

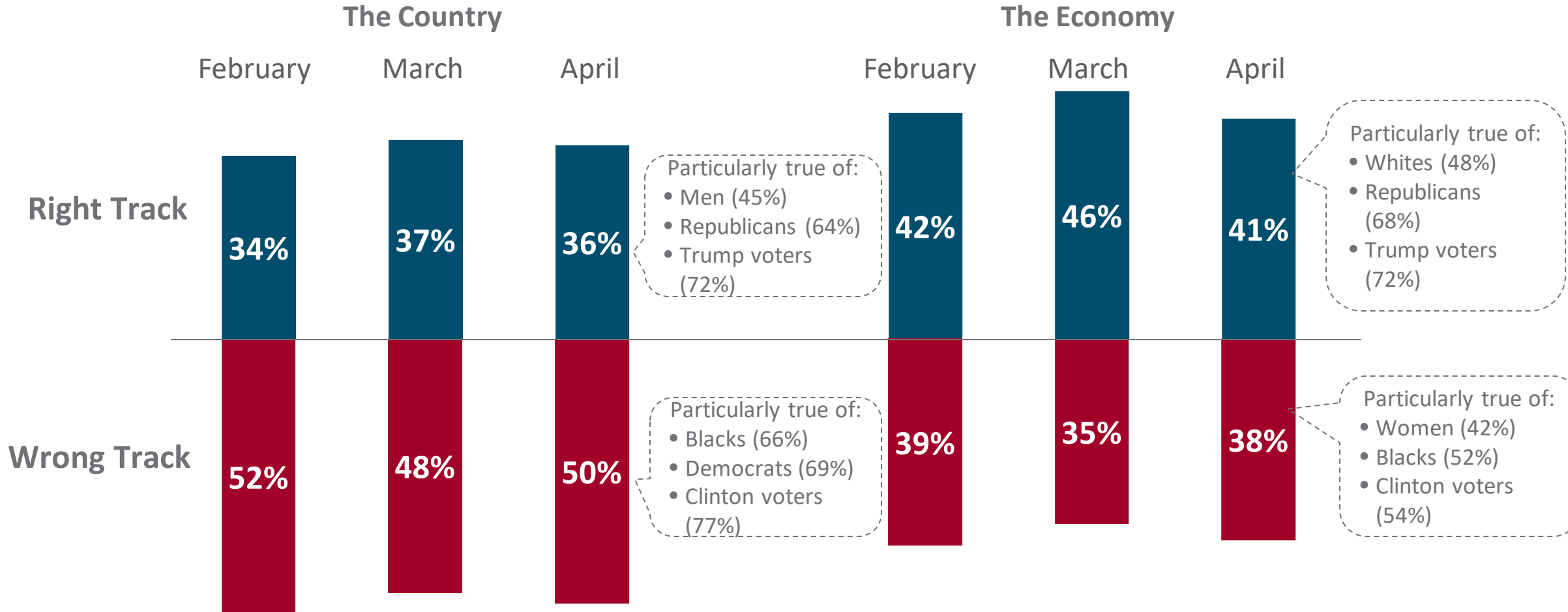
Results were weighted for age within gender, region, race/ethnicity, marital status, household size, income, employment, and education where necessary to align them with their actual proportions in the population. Propensity score weighting was also used to adjust for respondents' propensity to be online.

Pollsters Mark Penn, Professor Stephen Ansolabehere, and Dritan Nesho supervised the poll.

THE COUNTRY AND THE ECONOMY

SIMILAR TO PREVIOUS MONTHS, VOTERS FEEL ECONOMY IS ON THE RIGHT TRACK MORE SO THAN THE COUNTRY

Over one third of voters feel the country is on the right track compared to 2 in 5 who say the same for the economy.



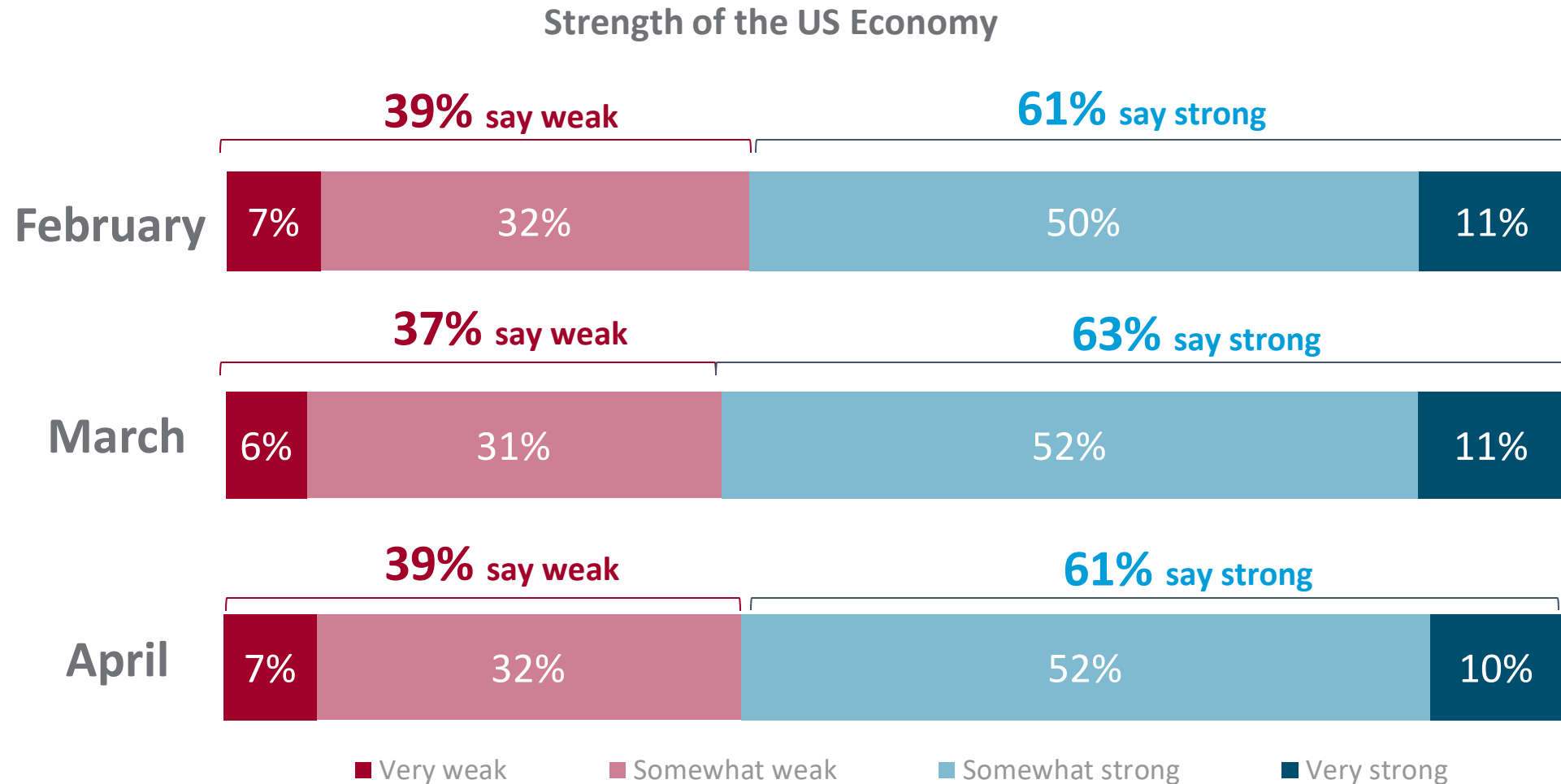
BASE: Registered Voters (February n=2148; March n= 2092; April n=2027)

M1. In general, do you think the country is on the right track or is it off on the wrong track?

M2. In general, do you think the American economy is on right track or is it off on the wrong track?

ABOUT 3 IN 5 VOTERS CONTINUE TO SAY US ECONOMY IS STRONG

Just 1 in 10 categorize the U.S. economy as very strong while slightly over half say somewhat strong.



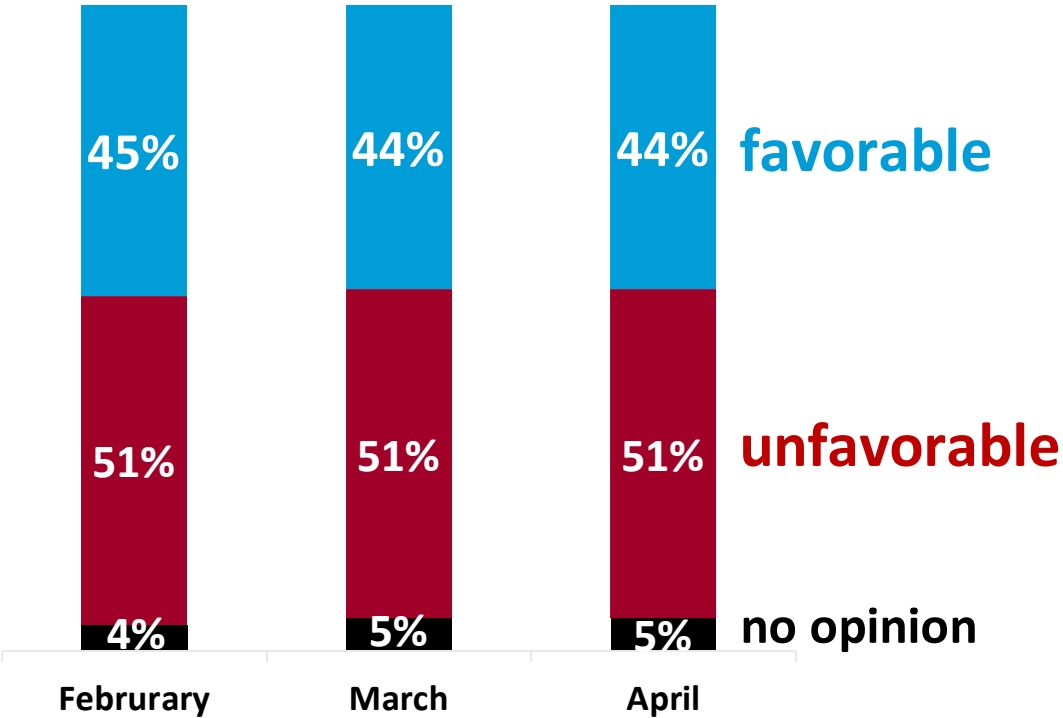
BASE: Registered Voters (February n=2148; March n= 2092; April n=2027)

13. How strong do you think the U.S. economy is today?

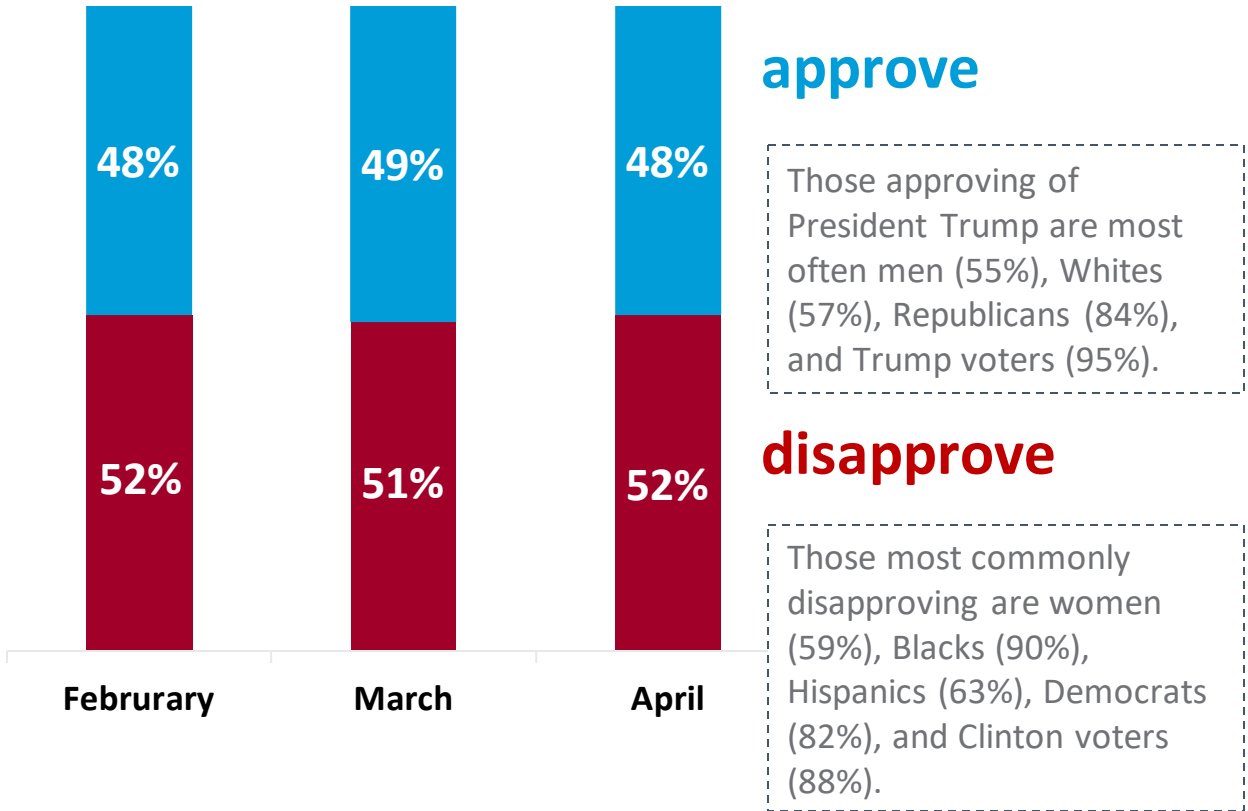
FAVORABILITY AND APPROVAL OF PRESIDENT TRUMP REMAIN STEADY/SLIGHT DIP

Under half of registered voters say they have a favorable view of the President while almost half approve of the job he is doing.

Voters' view of President Trump is...



Looking at the job President Trump is doing, voters...

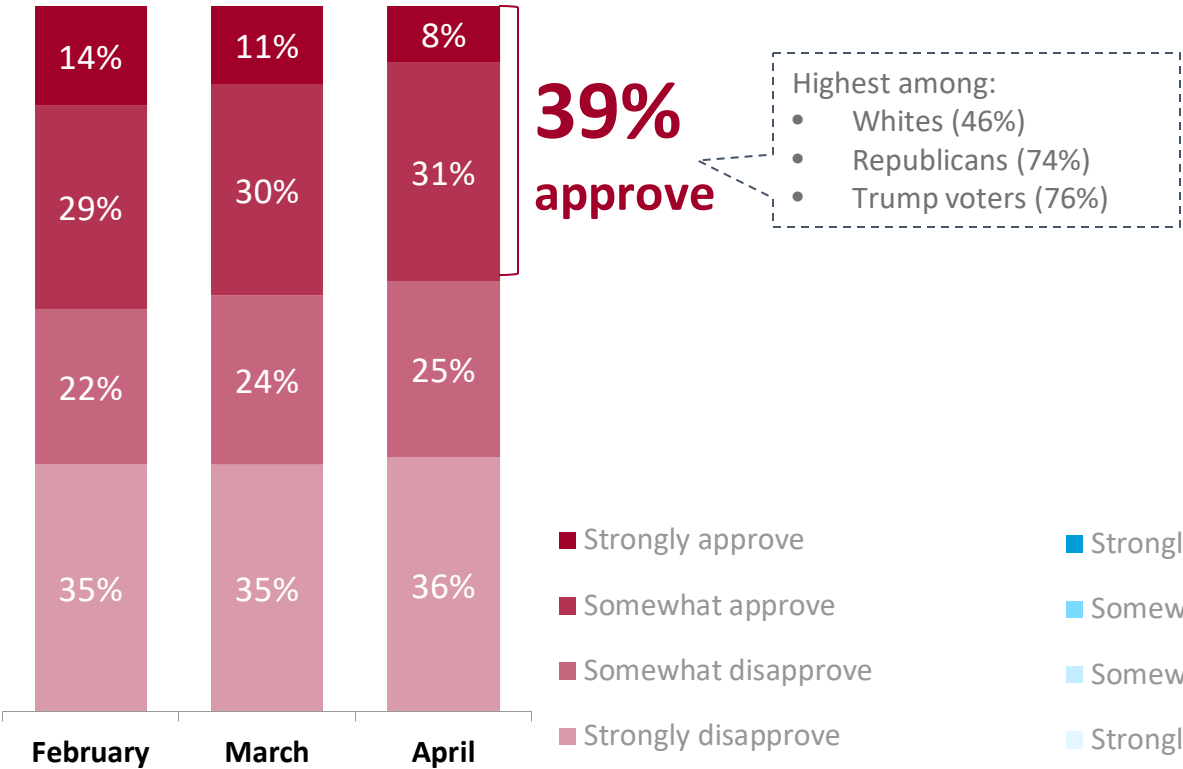


BASE: Registered Voters (February n=2148; March n= 2092; April n=2027)
M3. Do you approve or disapprove of the job Donald Trump is doing as President of the United States?
F1. Now we will show you some names. Please indicate if you have a favorable or unfavorable view of that person - or if you've never heard of them.

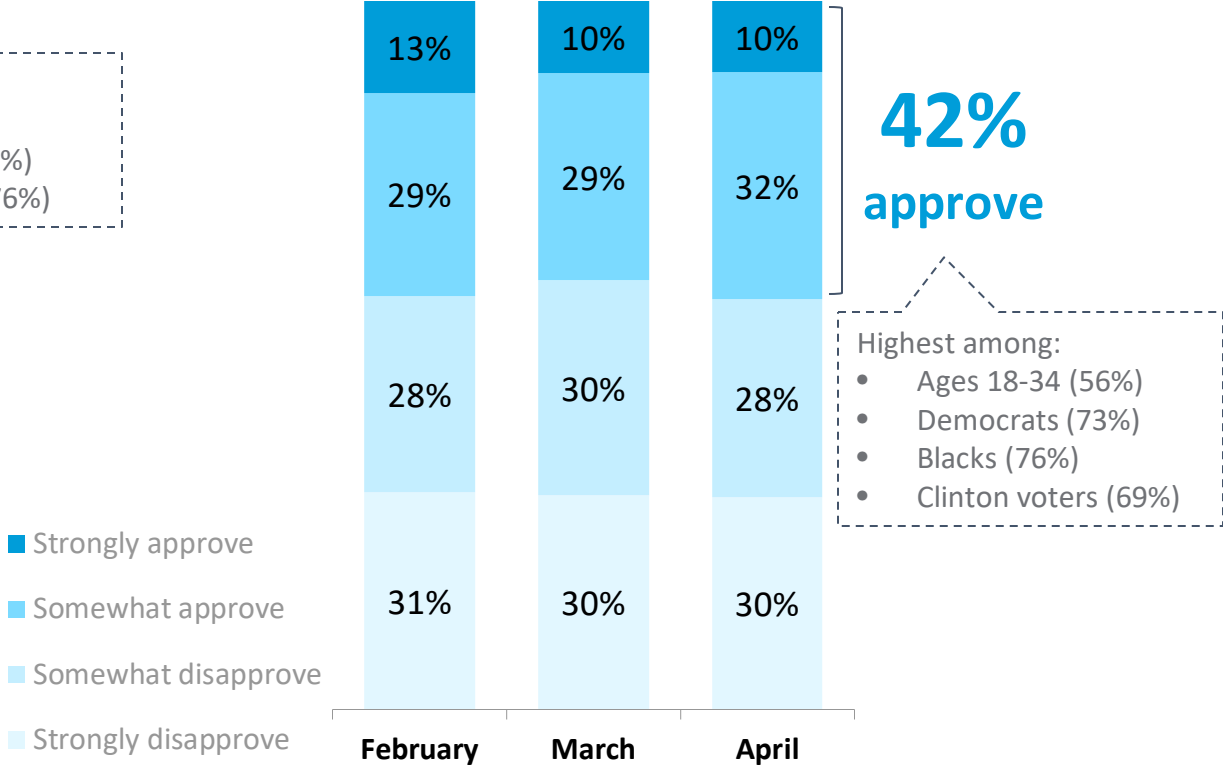
DEMOCRATIC PARTY SEES SLIGHT INCREASE IN APPROVAL; REPUBLICANS SEE SLIGHT DECLINE POST-HEALTHCARE

Overall, both parties see similar approval ratings.

Republican Party Job Approval Ratings



Democratic Party Job Approval Ratings



BASE: Registered Voters (February n=2148; March n= 2092; April n=2027)

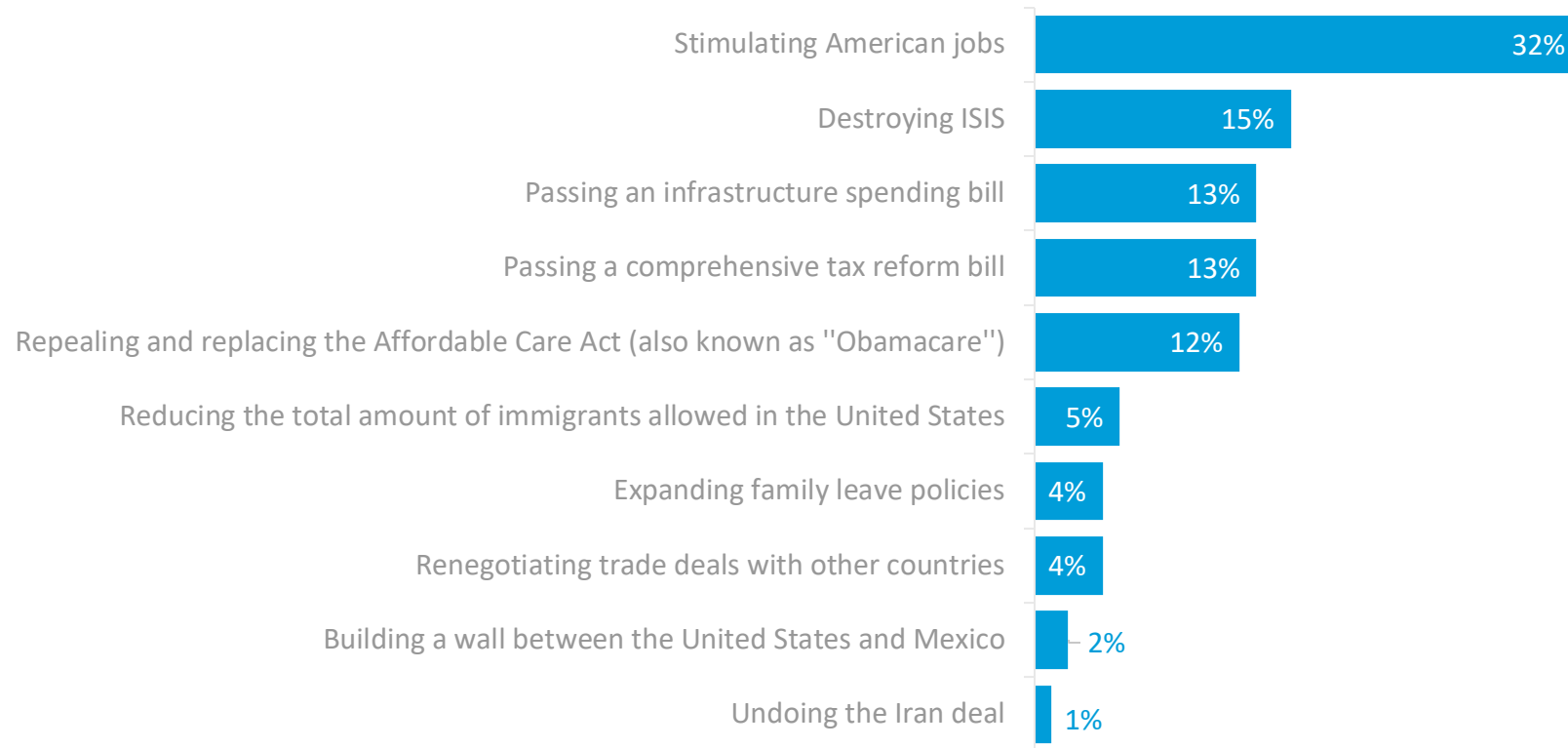
M4. Do you approve or disapprove of the way the Republican Party is handling its job?

M5. Do you approve or disapprove of the way the Democratic Party is handling its job?

VOTERS AGREE THAT JOB CREATION SHOULD BE TOP PRIORITY

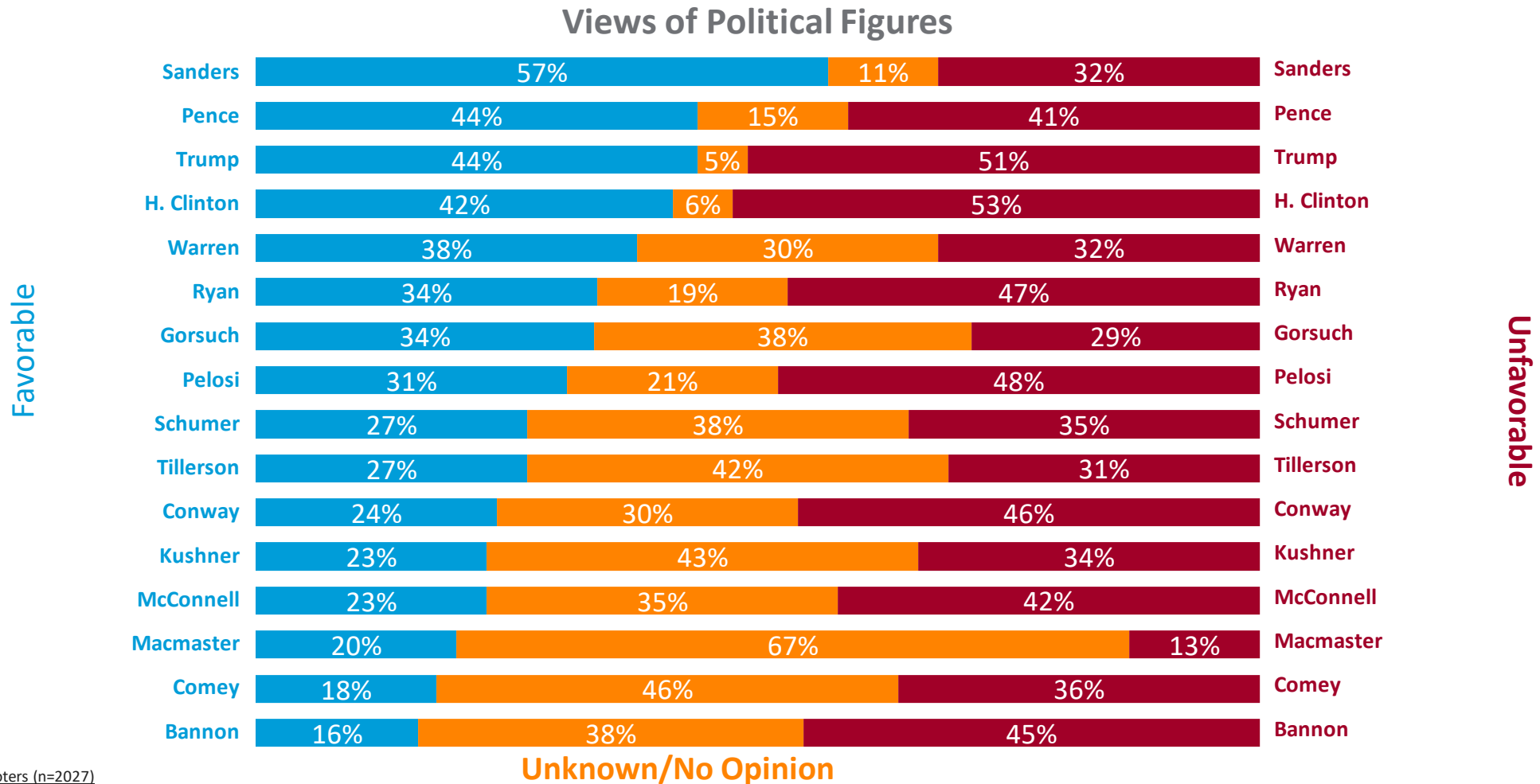
Nearly one third of voters cite stimulating jobs as the top priority for the current administration, more than twice that of any other priority presented.

Top Priority for President Trump and Republicans in Congress



SANDERS REMAINS TOP LIKED POLITICIAN; BANNON FALLS TO 16%; HILLARY AND RYAN DECLINE; WARREN UP

Trump numbers steady.




BASE: Registered Voters (n=2027)

F1. Now we will show you some names. Please indicate if you have a favorable or unfavorable view of that person - or if you've never heard of them.

VOTERS ARE SPLIT ON WHETHER PRESIDENT TRUMP IS A STRONGER OR WEAKER LEADER THAN PRESIDENT OBAMA

Men see Trump as stronger leader.

Compared to President Obama, Voters feel President Trump is...



44%
A weaker leader

43%
A stronger leader

13%
About the same

Highest among:

- Democrats (76%)
- Clinton voters (80%)
- Blacks (79%)
- Men (51%)

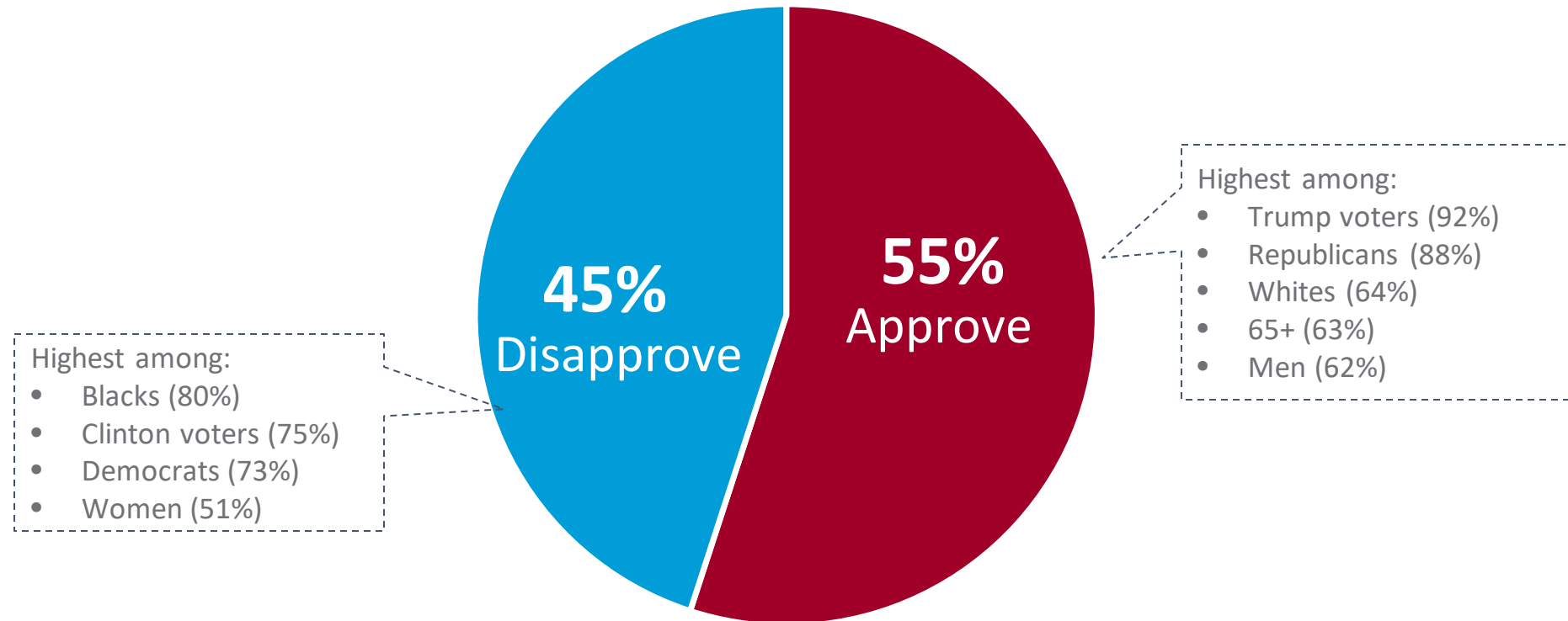
Highest among:

- Republicans (80%)
- Trump voters (89%)
- Women (51%)

MAJORITY OF VOTERS APPROVE OF GORSUCH'S CONFIRMATION TO THE SUPREME COURT

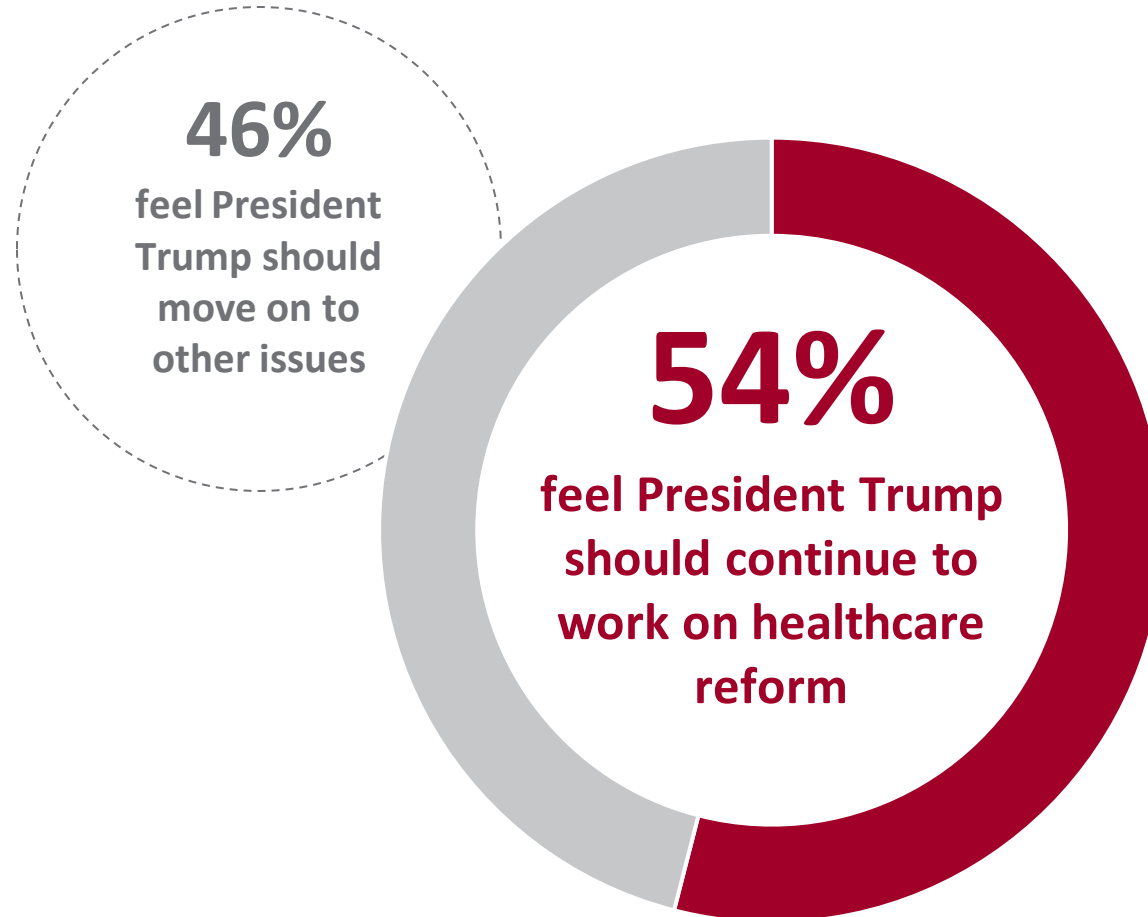
Gorsuch overcomes polarization by 10 points.

On the Confirmation of Neil Gorsuch to the Supreme Court, Voters...



A MAJORITY FEEL PRESIDENT TRUMP SHOULD CONTINUE TO PASS HEALTHCARE REFORM

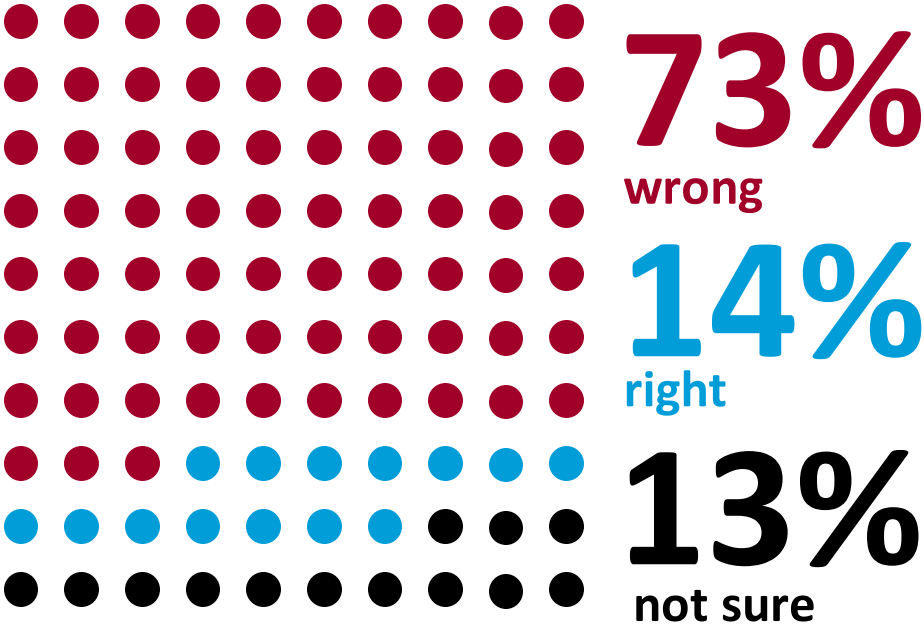
Slightly fewer than half feel he should move on.



MAJORITY OF VOTERS SAY UNITED AIRLINES WAS WRONG IN RECENT INCIDENT

Remaining voters are split between feeling the airline was right and being unsure.

Regarding the recent incident on a United Airlines flight of the forcible removal of a passenger, United Airlines was...



BASE: Registered Voters (n=2027)

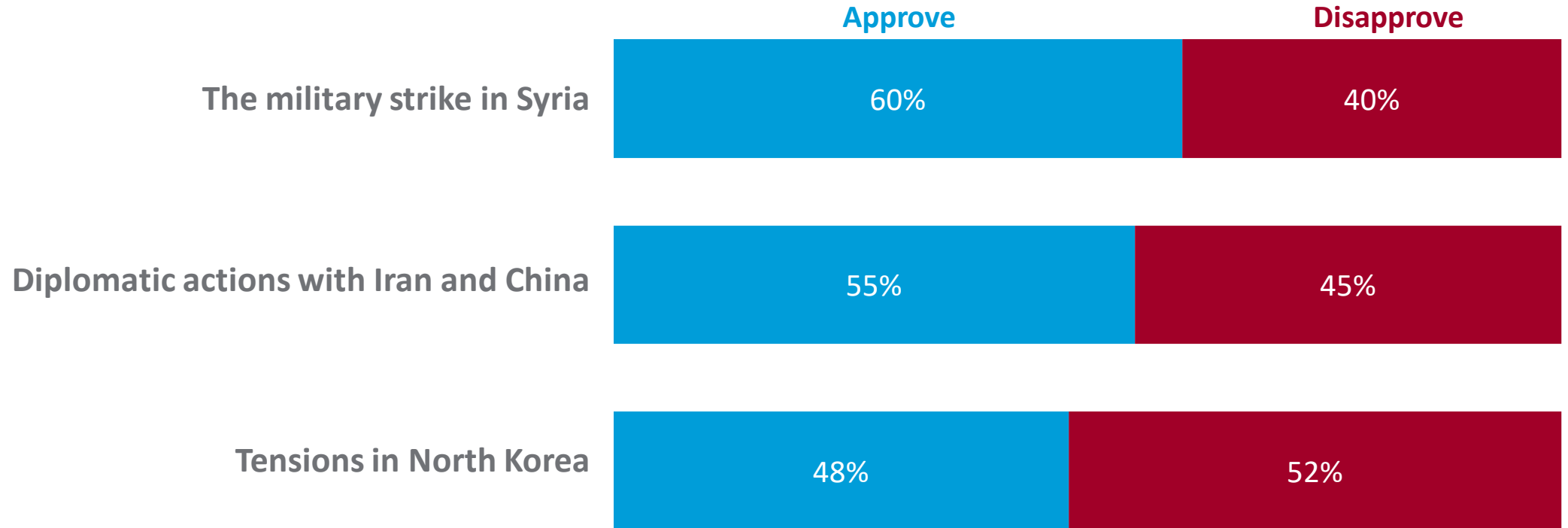
A20 Turning to the recent incident on a United Airlines flight. Do you think United Airlines was right or wrong to forcibly remove a passenger who refused to give up his seat when asked?

FOREIGN AFFAIRS
NATIONAL SECURITY

MAJORITY OF VOTERS APPROVE OF PRESIDENT TRUMP'S HANDLING OF THE MILITARY STRIKE IN SYRIA

Over half approve of his handling of diplomatic actions with Iran and China, while just over half disapprove of the handling of tensions in North Korea.

Opinion on President Trump's Handling of...



BASE: Registered Voters (n=2027)

FA14 Do you approve or disapprove of President Trump's handling of:

TWO-THIRDS OF VOTERS FEEL THE RECENT MILITARY STRIKE AGAINST SYRIA WAS JUSTIFIED

Further, a majority approves of the U.S. military strike.

On the U.S. military strike against Syria with 59 cruise missiles that targeted the airbase from where chemical attacks were launched...

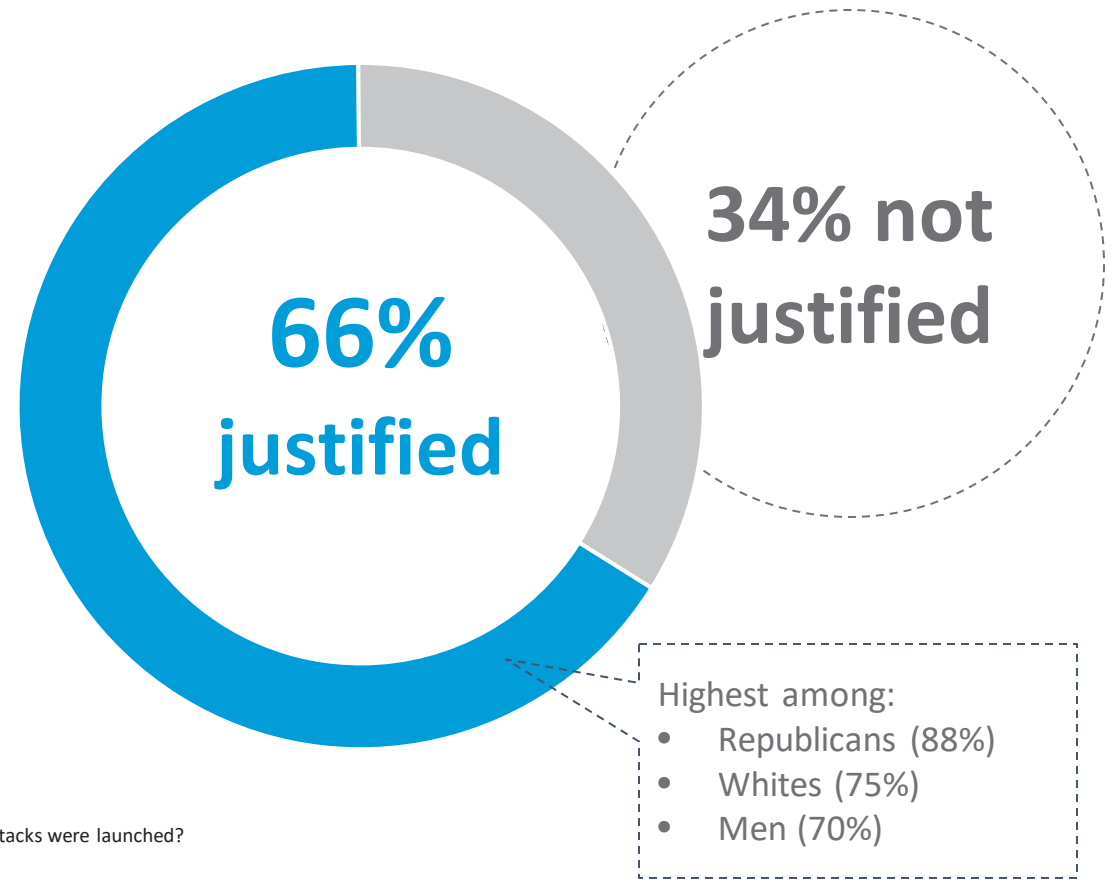
63%
Of voters
approve

37%
Of voters
disapprove

- Highest among:
- Republicans (88%)
 - 65+ (76%)
 - Whites (71%)
 - Men (69%)

- Highest among:
- Blacks (67%)
 - Democrats (57%)
 - Women (42%)

Voters feel the U.S. military strike was...



BASE: Registered Voters (n=2027)

FA9 Do you approve or disapprove of the U.S. military strike with 59 cruise missiles that targeted the airbase from where the chemical attacks were launched?

FA10 Do you believe that the U.S. military strike on Syria in retaliation for the use of chemical weapons was justified or not justified?

NEARLY 7 IN 10 VOTERS FEEL RED LINE PREVENTING CHEMICAL WEAPON USAGE NEEDS TO BE ENFORCED

However, three quarters feel this is the only action the U.S. should take and we should not get more broadly involved in solving problems in Syria.

View on the Situation in Syria

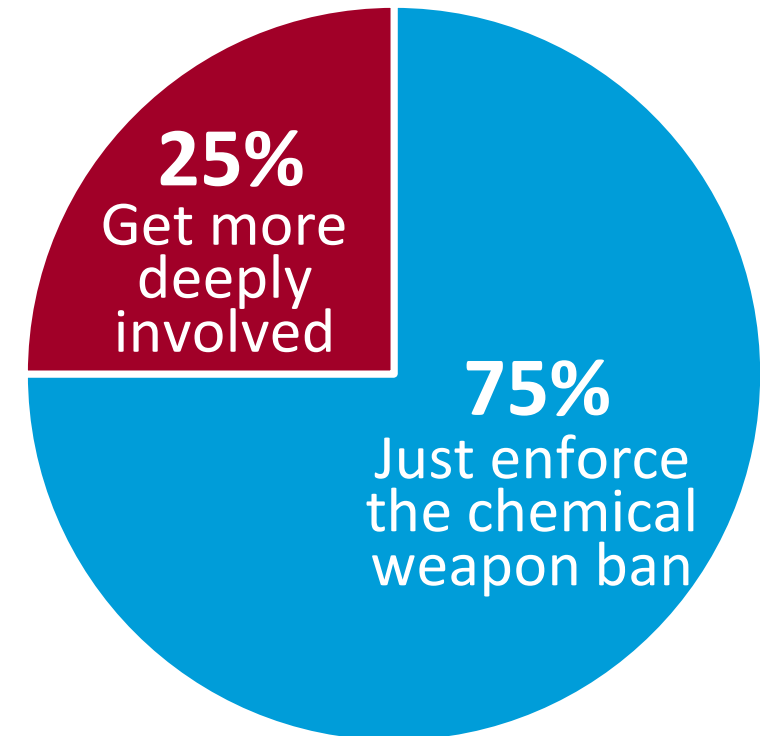
The red line preventing the use of chemical weapons needs to be enforced even if it means taking limited U.S. military actions in Syria.

68%

This is not our fight and we should not intervene under any circumstances.

32%

Should the U.S. Get More Broadly Involved in Solving Problems in Syria or Just Enforce Chemical Weapons Ban?



BASE: Registered Voters (n=2027)

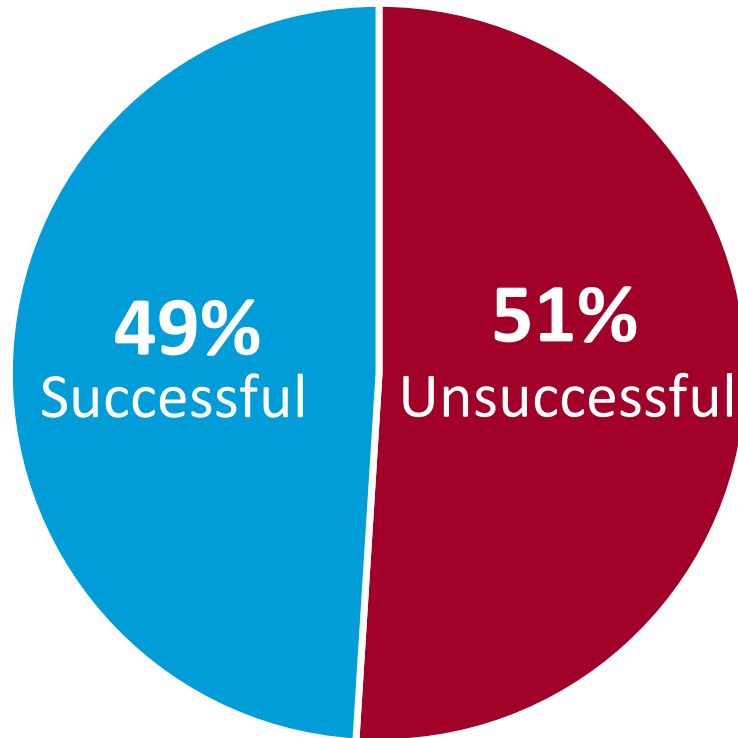
FA12 Which is closer to your view regarding the situation in Syria?

FA13 Do you think that the U.S. should get more deeply involved in trying to solve the problem in Syria with broader military and diplomatic initiatives or should it just act to enforce the chemical weapons ban?

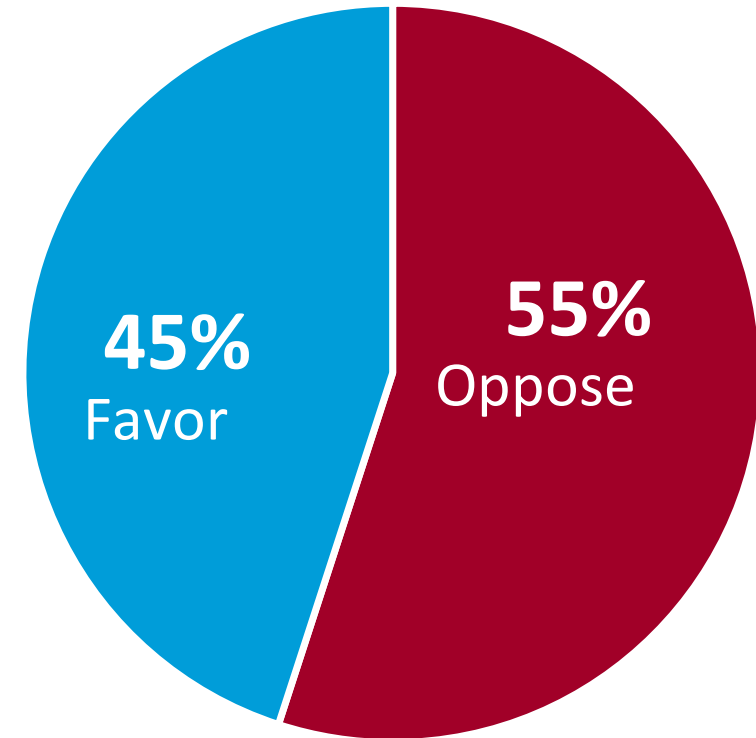
A SLIGHT MAJORITY OF VOTERS OPPOSE AIR STRIKES ON NORTH KOREA

If diplomacy is unsuccessful, 45% are in favor of air strikes on nuclear facilities.

Opinion on Diplomacy with China to Curb Nuclear Program in North Korea



View of Air Strikes on Nuclear Facilities in North Korea, if Diplomacy Unsuccessful



BASE: Registered Voters (n=2027)

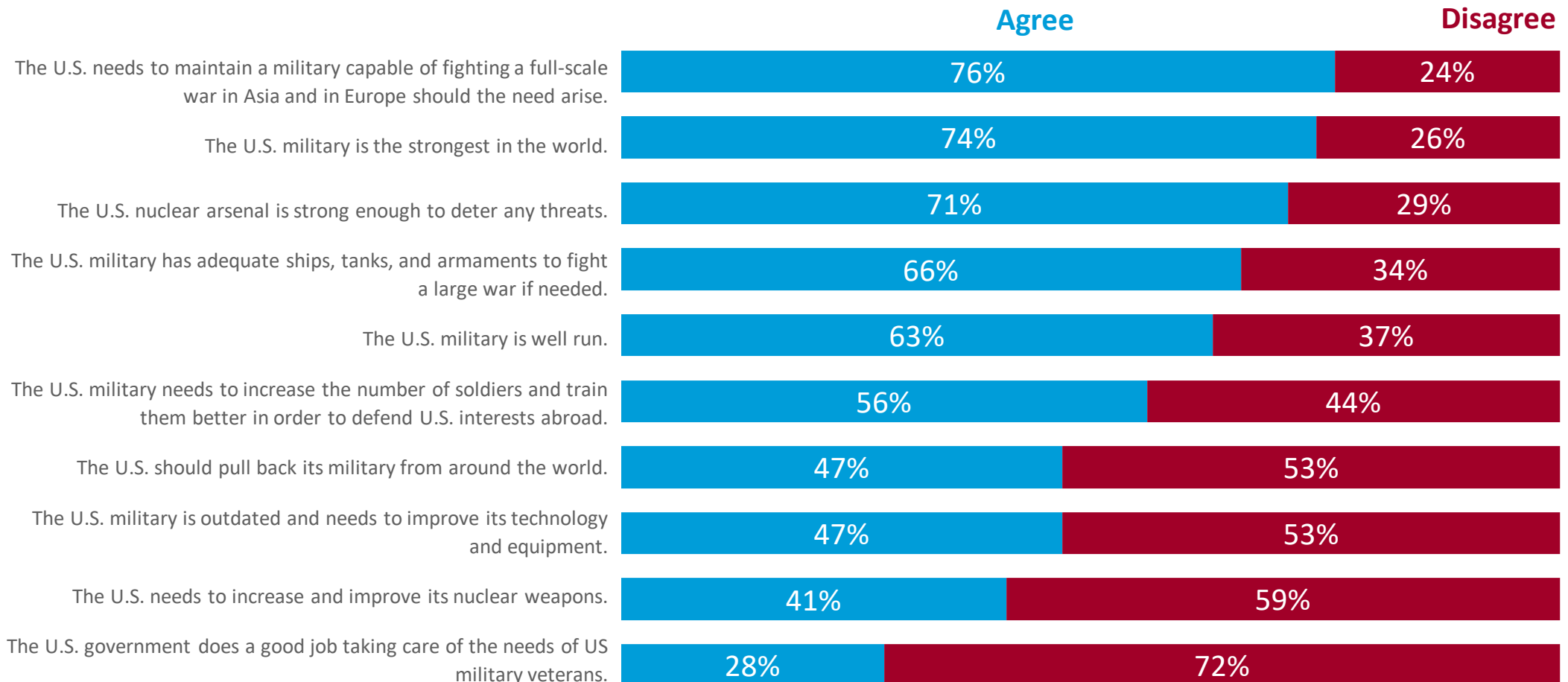
FA16 Do you think diplomacy with China will be successful or unsuccessful in curbing the nuclear program of North Korea?

FA17 If diplomacy is unsuccessful, would you favor or oppose air strikes on the nuclear facilities of North Korea?

STRONG MAJORITY OF VOTERS AGREE MILITARY NEEDS TO BE CAPABLE OF FIGHTING A FULL-SCALE WAR

Over 7 in 10 agree the U.S. military is strongest in the world, while a similar percentage disagrees that the government does a good job of taking care of veterans.

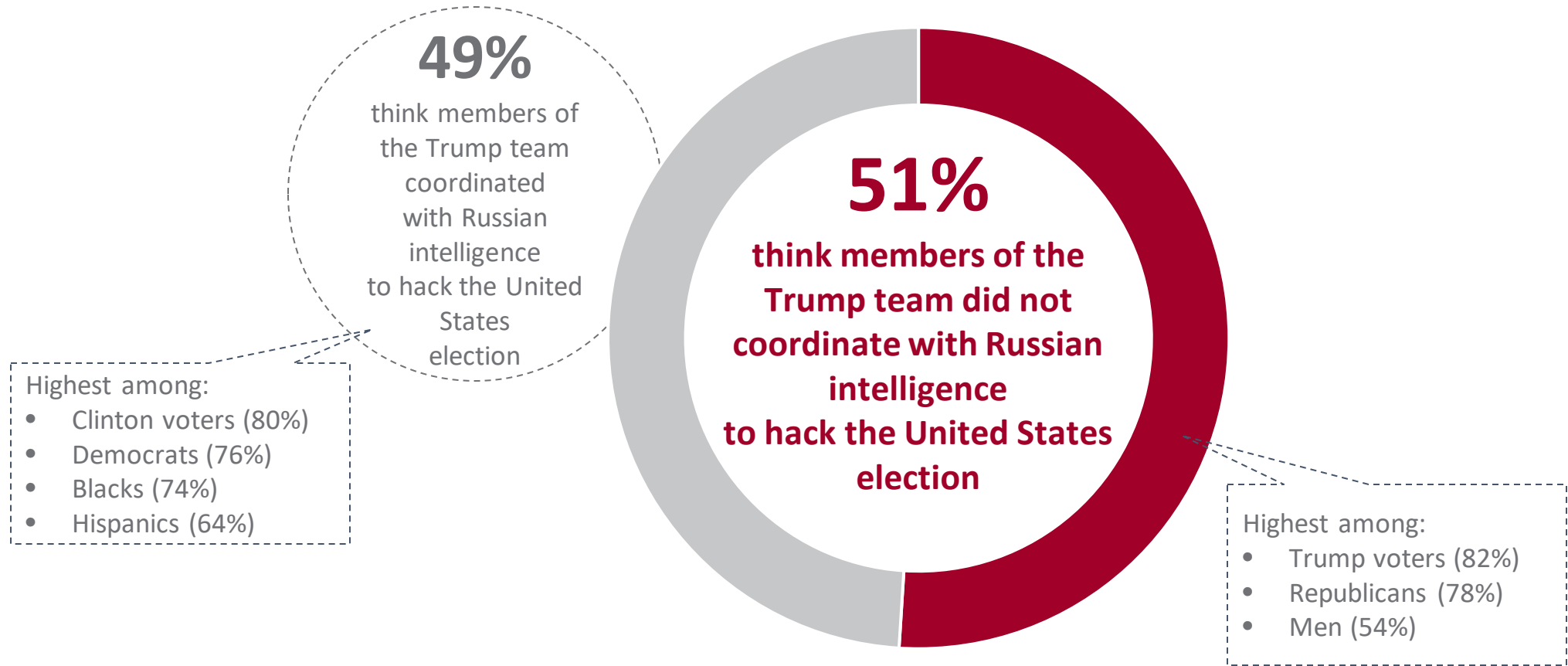
Opinions on Elements of the U.S. Military



BASE: Registered Voters (n=2027)

B1 Below are a series of statements that describe the U.S. military. Do you agree or disagree with each of the following?

VOTERS NARROWLY BELIEVE TRUMP TEAM DID NOT COORDINATE WITH RUSSIANS

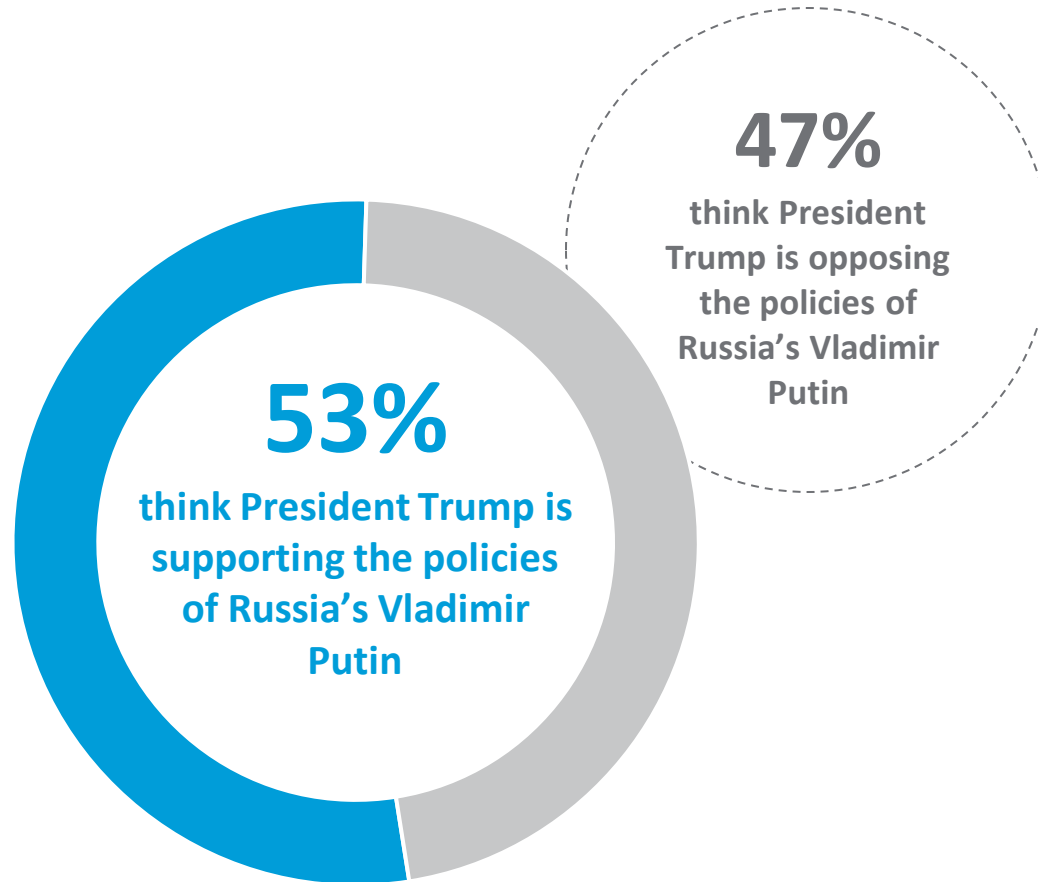


BASE: Registered Voters (n=2027)

FA1 Do you believe members of the Trump team coordinated with Russian intelligence to hack the United States election or do you believe they did not coordinate election hacking with the Russians?

DESPITE SYRIA STRIKE, MOST THINK PRESIDENT TRUMP SUPPORTS PUTIN POLICIES

47% feel he is opposing Putin's policies.



AMERICAN VOTERS ARE EVENLY SPLIT ON WHETHER SUSAN RICE WAS USING INTELLIGENCE FOR POLITICS

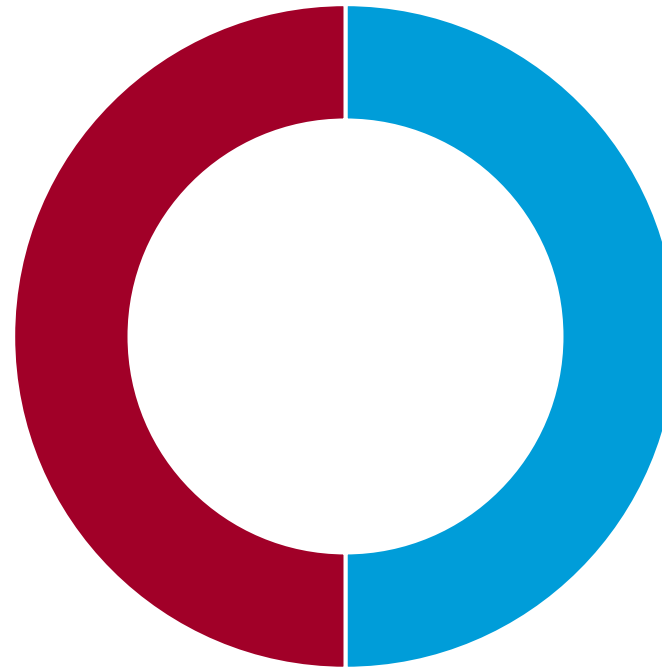
Half feel they were for political purposes while half feel it was just for national security.

On President Obama's national security advisor, Susan Rice, unmasking intelligence involving the Trump campaign and transition officials...

50%
Of voters say any unmasking was for **political purposes**

Highest among:

- Trump voters (76%)
- Republicans (71%)
- Men (58%)



50%
Of voters say any unmasking was for **national security purposes**

Highest among:

- Clinton voters (75%)
- Democrats (70%)
- Women (57%)
- Blacks (72%)

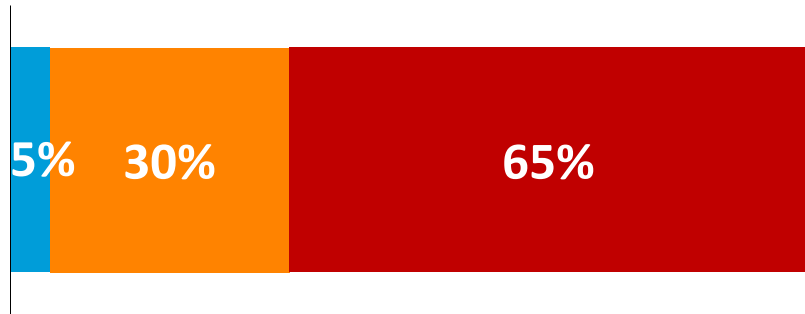
TAXES

TWO-THIRDS OF VOTERS FEEL FEDERAL TAXES ARE TOO HIGH

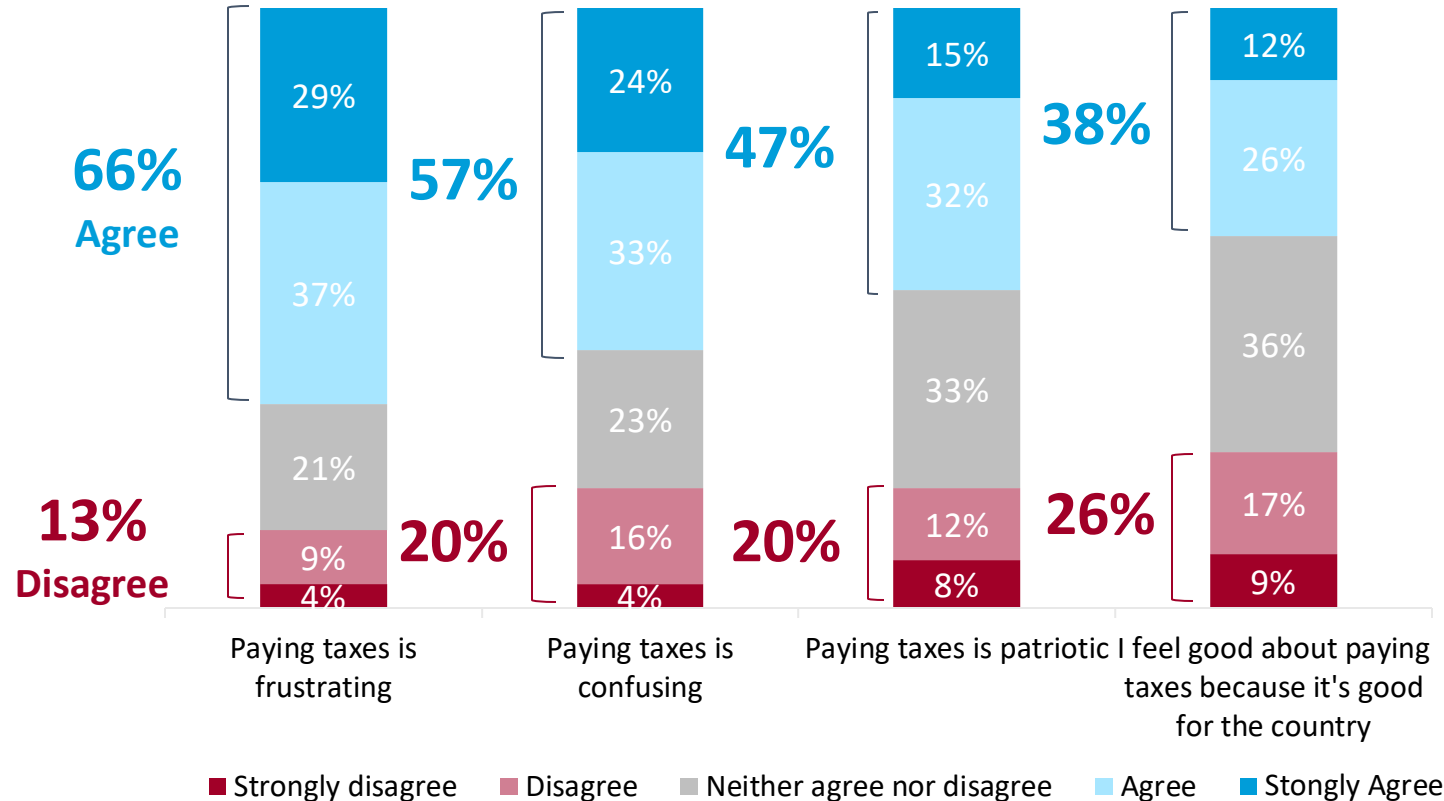
Over half feel paying taxes is frustrating and confusing, while less than half feel it is patriotic or feel good about paying them.

Federal Taxes are...

Too low About Right Too High



Attitudes Towards Taxes



BASE: Registered Voters (n=2027)

TX4. Do you think federal taxes are too high, too low or just about right?

TX7A. Please tell me if you agree or disagree with each of the following statements...

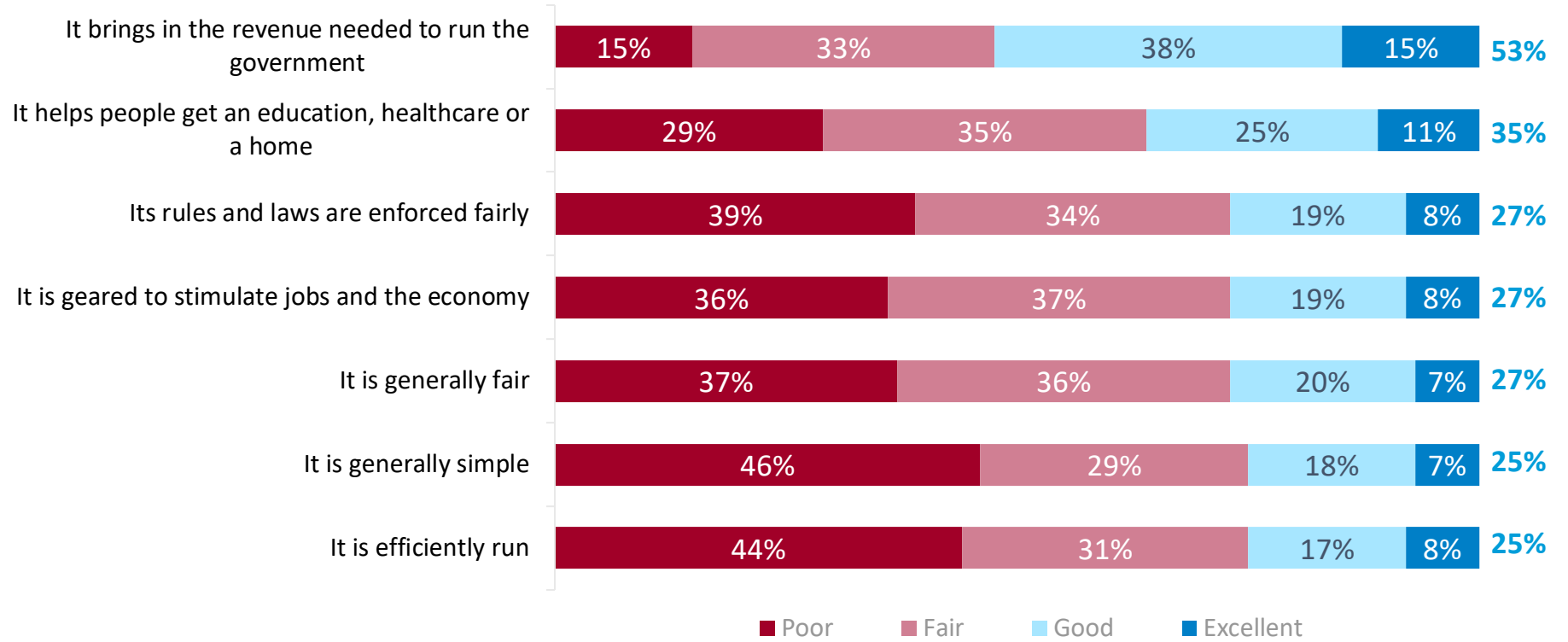
MAJORITY FEEL TAXES SHOULD BE LOWERED; VOTERS BLAST TAX SYSTEM

The only quality of the federal tax system with a positive rating is that taxes bring in the revenue needed to run the government.

54%
of voters
think taxes
should be
lowered
vs. 10% who
feel they
should be
raised

Ratings of the U.S. Federal Tax System

Excellent/Good



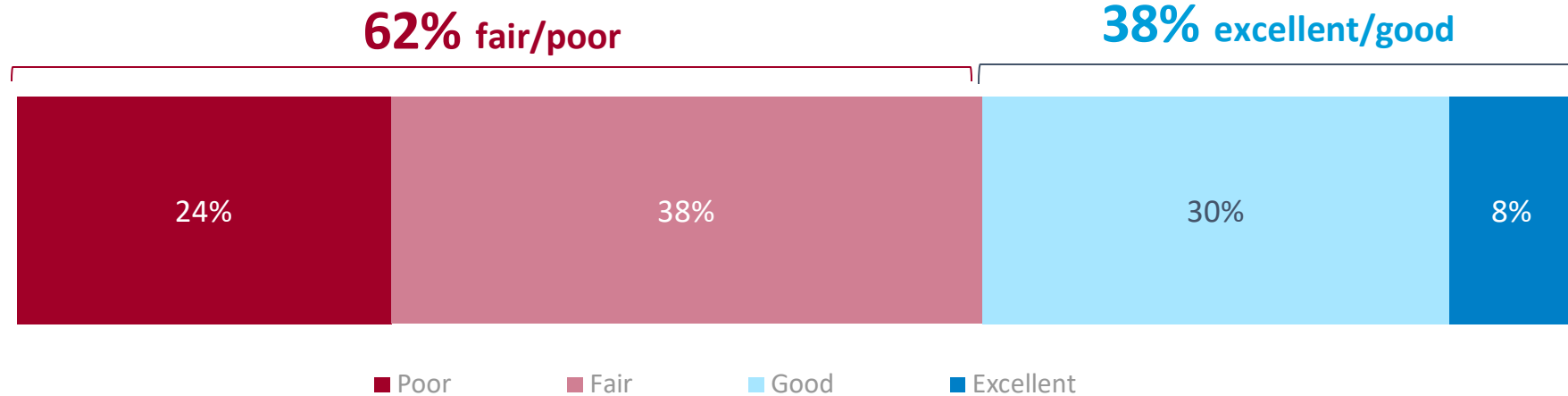
BASE: Registered Voters (n=2027)

TX8. Please rate the U.S. federal tax system on each of the following qualities...

TX16. In general, do you think federal taxes should be raised, lowered, or kept about the same?

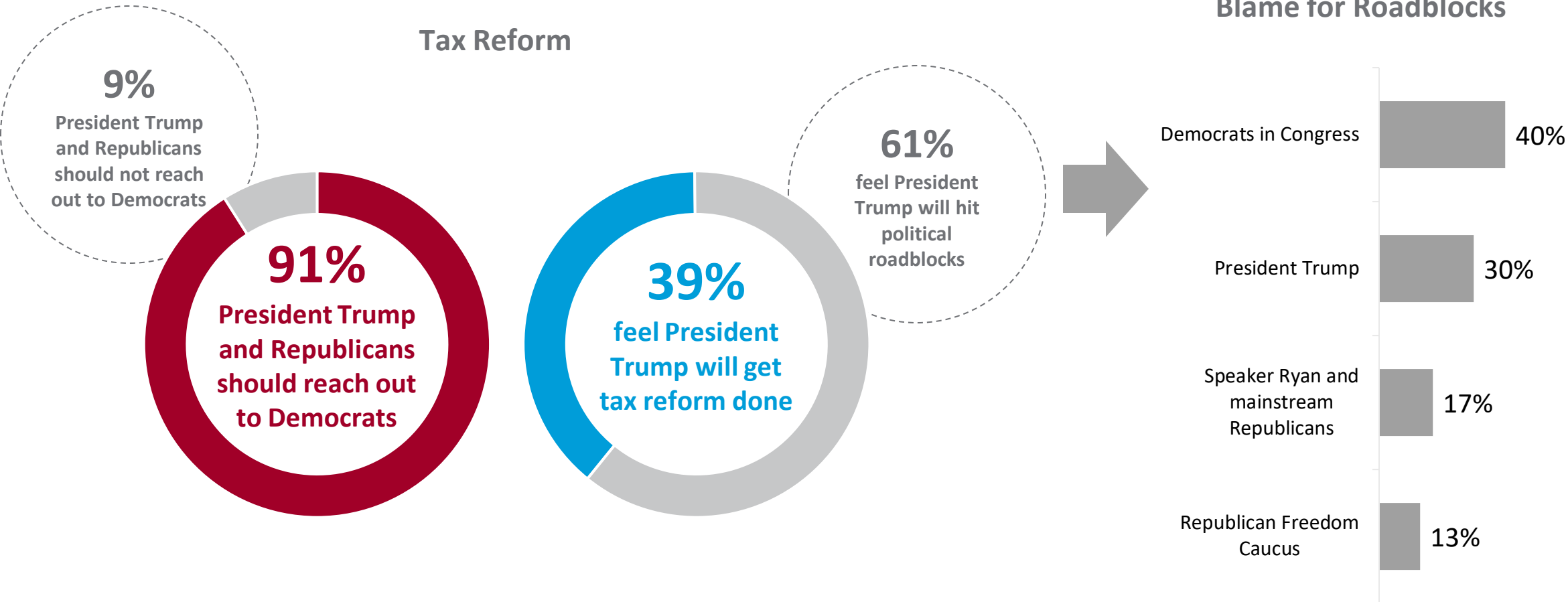
62% GIVE IRS NEGATIVE JOB RATINGS

View on the Job Done by the IRS



OVER HALF FEEL PRESIDENT TRUMP WON'T GET TAX REFORM DONE, MAINLY DUE TO THE DEMOCRATS IN CONGRESS

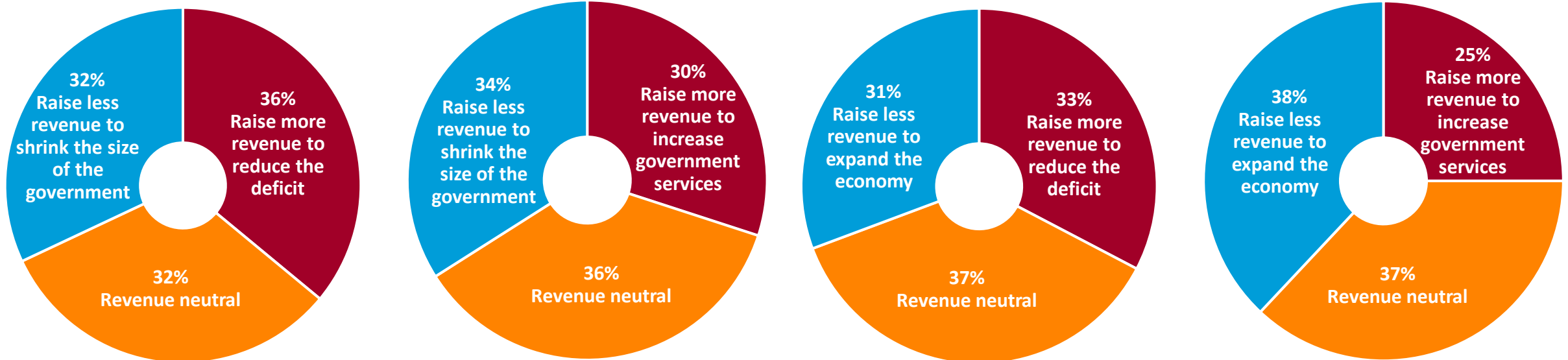
Over 9 in 10 feel President Trump and the Republicans should reach out to Democrats to work together on tax reform and infrastructure.



BASE: Registered Voters (n=2027)
 TX28. Should President Trump and the Republicans reach out to the Democrats to work together on tax reform and infrastructure or not reach out to them?
 TX30. Do you think President Trump will get some kind of tax reform done or do you think he will hit political road blocks and fail to get anything through Congress?
 TX31. If tax reform hits roadblocks, who do you think will be to blame?

ABOUT ONE THIRD WANT MORE REVENUE, ONE THIRD REVENUE NEUTRAL TAX CUTS, AND ONE THIRD SHRINK GOVERNMENT

How Should Changes to the Tax System Affect Revenue?



BASE: Registered Voters and Assigned to TX17A (n=492)

TX17A. Should any changes to the tax system be revenue neutral, be designed to raise more revenue to reduce the deficit, or be designed to raise less revenue to shrink the size of government?

BASE: Registered Voters and Assigned to TX17B (n=524)

TX17B. Should any changes to the tax system be revenue neutral, be designed to raise more revenue to increase government services, or be designed to raise less revenue to shrink the size of government?

BASE: Registered Voters and Assigned to TX17C (n=493)

TX17C. Should any changes to the tax system be revenue neutral, be designed to raise more revenue to reduce the deficit, or be designed to raise less revenue to expand the economy?

BASE: Registered Voters and Assigned to TX17D (n=518)

TX17D. Should any changes to the tax system be revenue neutral, be designed to raise more revenue to increase government services, or be designed to raise less revenue to expand the economy?

MAJORITY FAVORS KEY PARTS OF TRUMP INCOME TAX PLAN

71% favor set of proposals as a plan.

Attitudes Towards Tax Proposals

Reducing the federal tax brackets to a zero percent tax for families under 30k, 15% for families earning 30k to 45k, 25% for families earning up to 125k, and 33% above 125k

Oppose

Support

27%

73%

Eliminating gift and inheritance taxes

34%

66%

Limiting itemized deductions including those for charitable and state and local taxes to \$200,000

35%

65%

Replacing personal and dependent exceptions with a higher standard deduction

41%

59%

Eliminating the alternative minimum tax

45%

55%

71%
Favor a single
tax reform plan
that includes all
of these
proposals

Highest among:

- Trump voters (82%)
- Republicans (78%)
- 65+ (76%)

BASE: Registered Voters (n=2027)

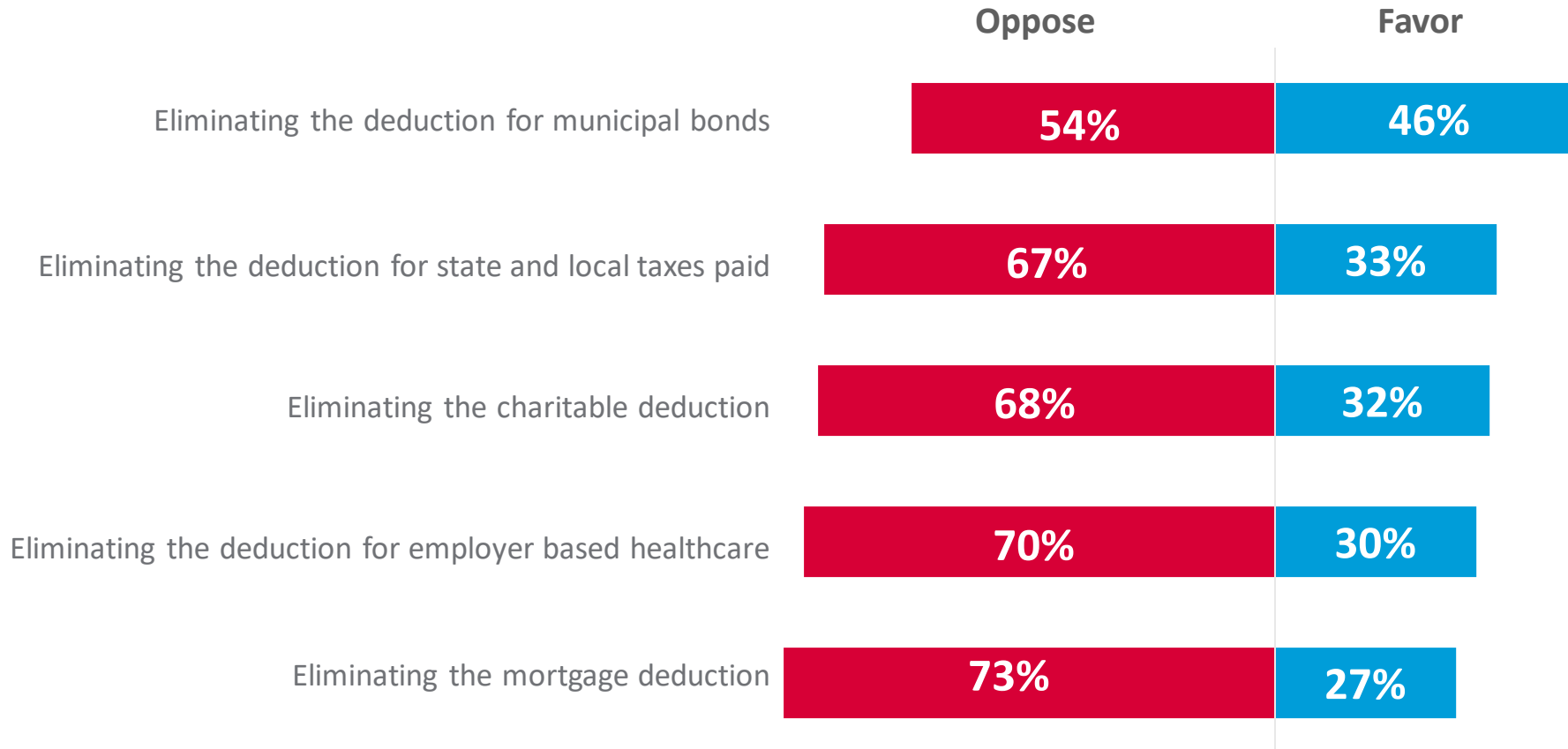
TX18. Please indicate whether you support or oppose each of the following tax proposals.

TX19. If each of the previous proposals were all in a single tax reform plan would you favor or oppose the plan?

NONE OF THE OPTIONS FOR ELIMINATING DEDUCTIONS ARE FAVORED BY THE MAJORITY OF VOTERS

Two-thirds are in favor of a \$200,000 tax cap on these deductions combined instead of eliminating these deductions.

Options for Lowering Tax Rates and Simplifying Tax Code



Instead of eliminating these deductions, **68%** favor a \$200,000 cap on these deductions combined

BASE: Registered Voters (n=2027)

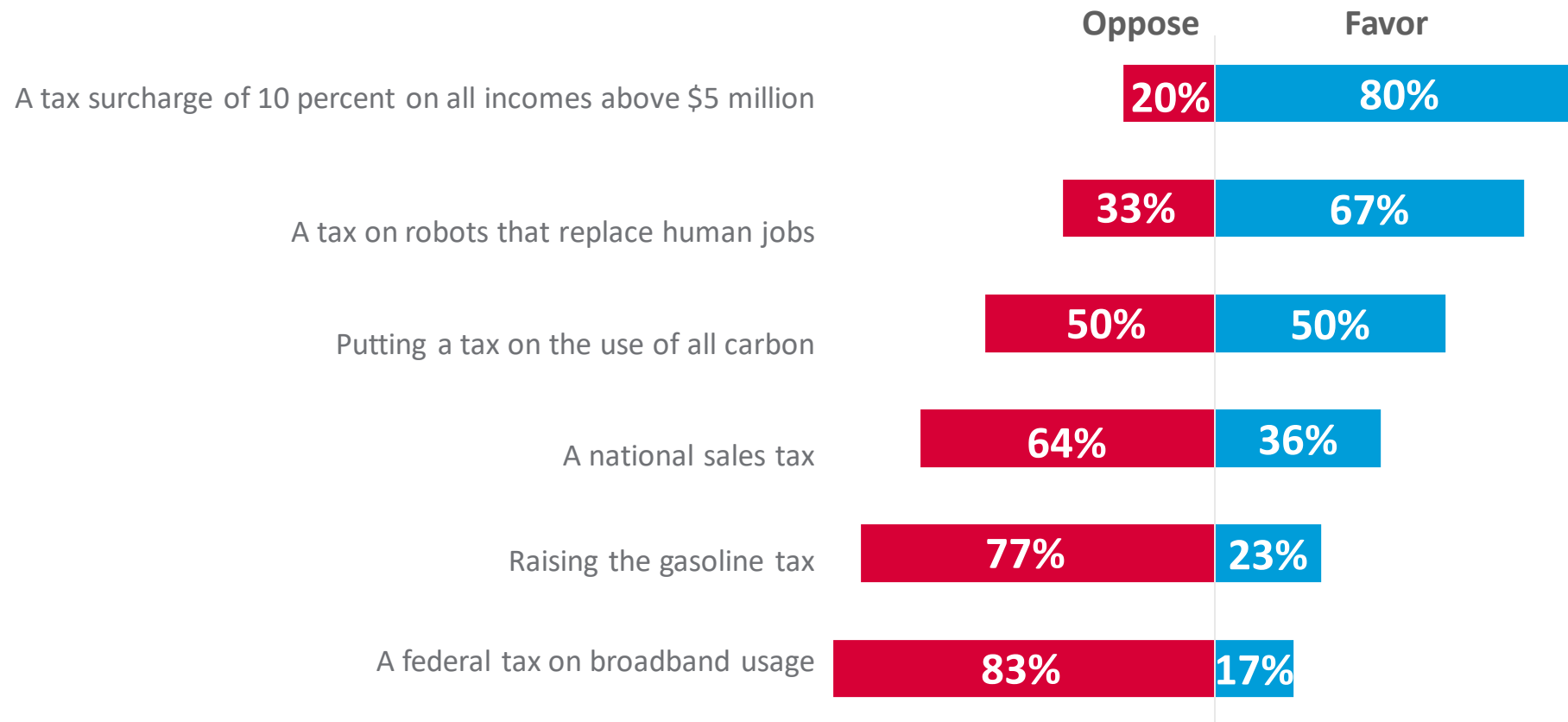
TX23. As part of lowering rates and simplifying the tax code would you favor or oppose each of the following options?

TX24. Instead of eliminating the deductions mentioned previously, would you favor or oppose a \$200,000 cap on all these deductions when combined?

A SURCHARGE ON INCOMES OVER \$5M IS FAVORED BY 8 IN 10 VOTERS

Robot Tax Popular; Internet Tax Opposed.

Options for Raising Revenue



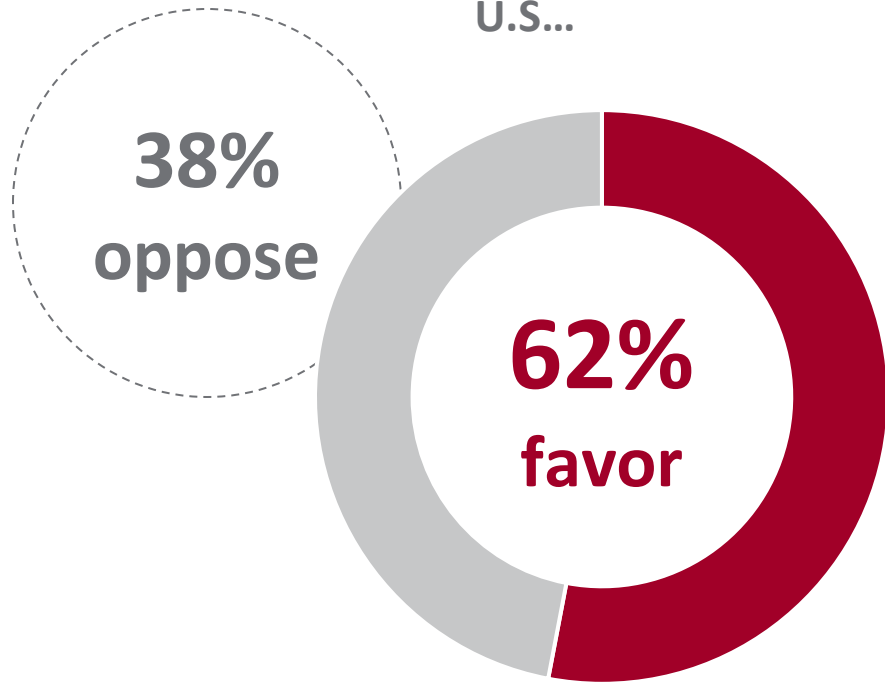
BASE: Registered Voters (n=2027)

TX24A. Here are some other possible ways to raise new sources of revenue for the government. Please indicate whether you favor or oppose each of the following ideas to raise money.

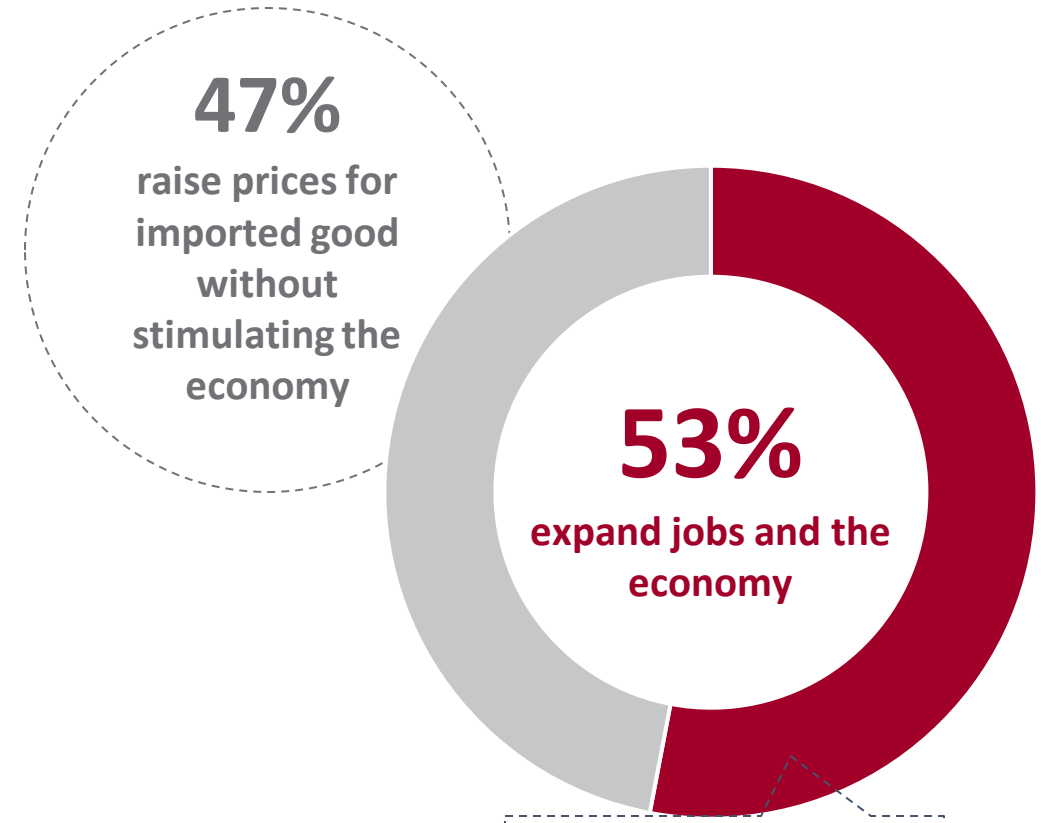
SLIGHT MAJORITY OF VOTERS FEEL BORDER TAX COULD EXPAND JOBS AND THE ECONOMY

A majority of voters are in favor of a border tax.

Attitude towards a plan that raises revenue with a border tax of 20% for all goods made outside the U.S...



The Border Tax Would...



Highest among:

- Blacks (62%)
- Republicans (66%)

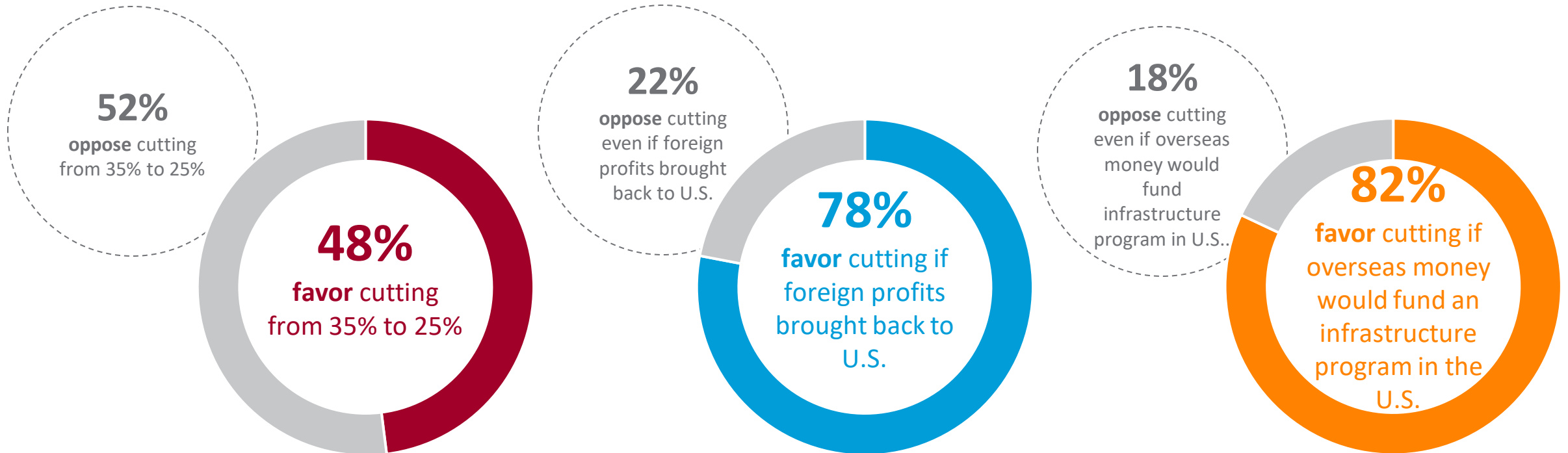
BASE: Registered Voters (n=2027)

TX21 A plan that encompasses all of the previous proposals would likely involve a revenue loss for the government. To counteract this, one idea is to raise revenue with a border tax of 20 percent for all goods made outside the U.S. Would you favor or oppose such a tax?

TX22. Do you think a border tax would expand jobs and the economy at home or just raise prices for imported goods without stimulating jobs and the economy?

VOTERS ARE FAIRLY EVENLY SPLIT ON CORPORATE TAX REDUCTION BUT FAVOR IT IF OVERSEAS PROFITS REPATRIATED OR PAIRED WITH INFRASTRUCTURE

Opinion on Cutting Corporate Tax Rate



BASE: Registered Voters (n=2027)

TX11. Would you favor or oppose cutting the corporate tax rate from 35 per cent to 20 per cent?

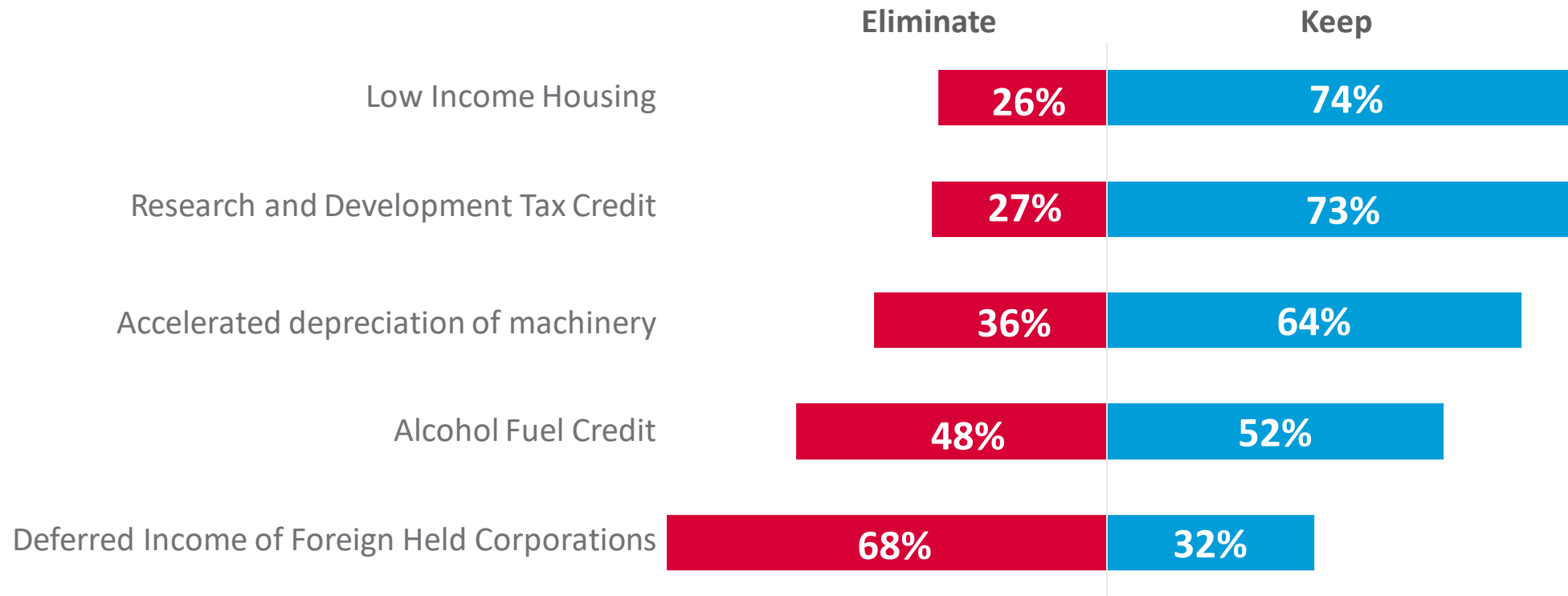
TX12. Right now, most companies maintain their foreign profits overseas because they would have to pay corporate taxes on it if they brought those funds back to the U.S. and there are now trillions deposited overseas. Would you favor or oppose cutting the corporate tax rate if companies brought back those profits to the U.S.?

TX13. Would you favor or oppose cutting the corporate tax rate if taxes on the money brought back from overseas, even at reduced rates, would fund an infrastructure program in the U.S.?

VOTERS WOULD RETAIN RESEARCH AND DEVELOPMENT TAX CREDITS AND ACCELERATED DEPRECIATION

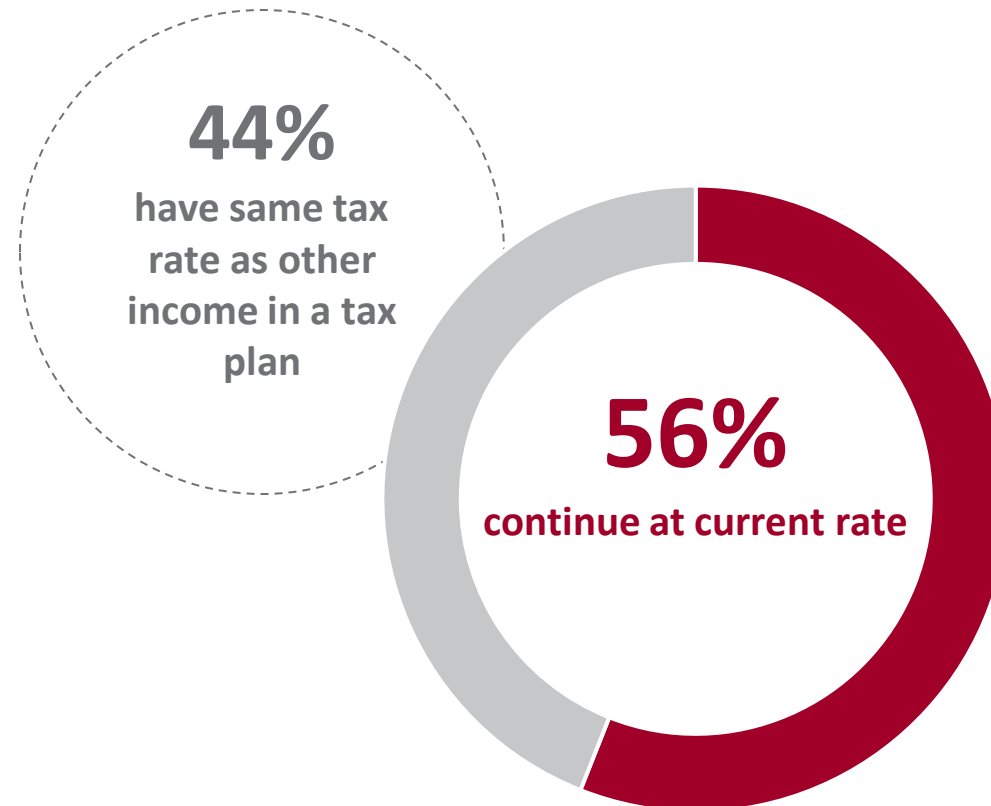
Over two-thirds would eliminate the deduction for deferred income of foreign held corporations.

Opinion towards Changing Corporate Tax Rate Deductions/Credits



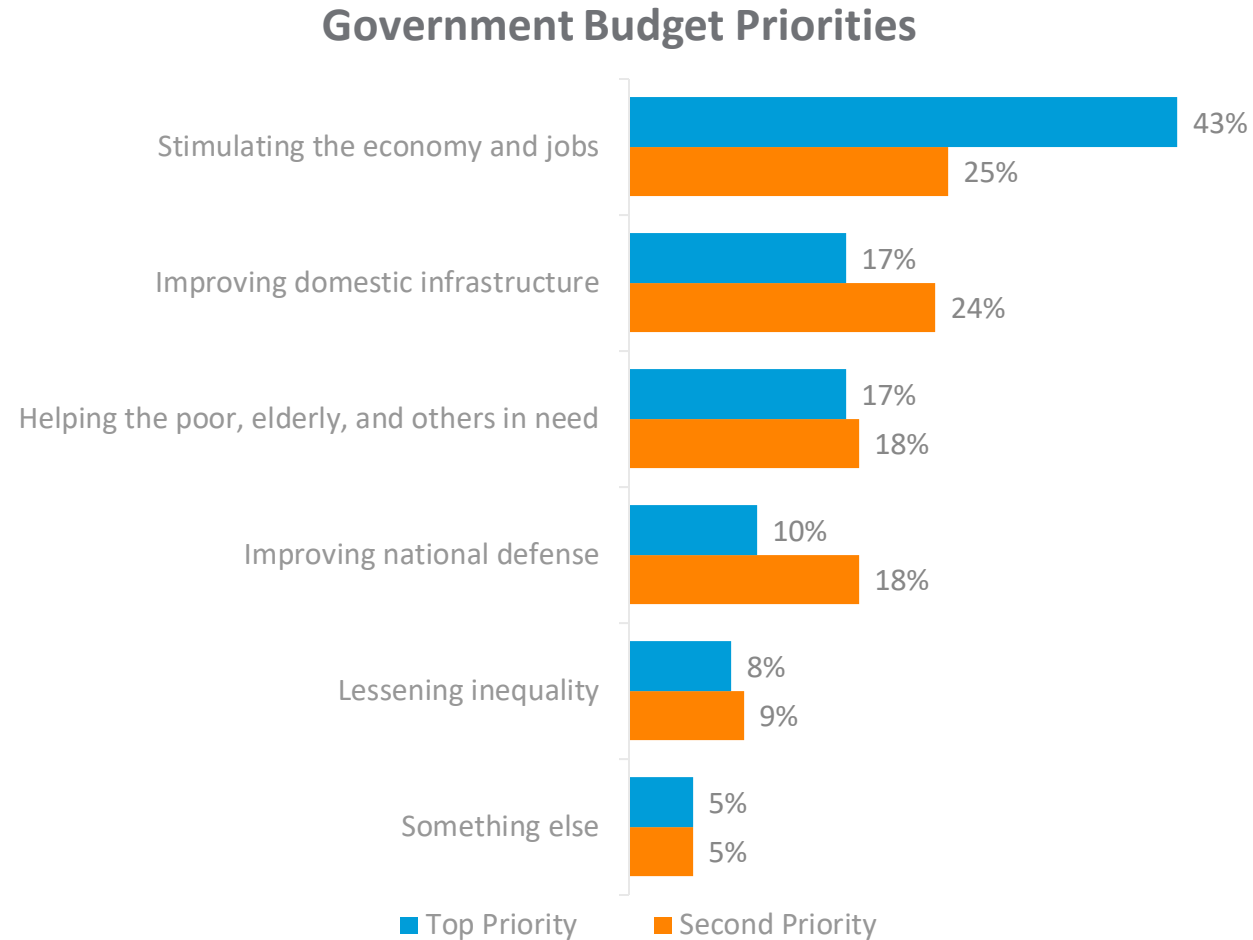
OVER HALF FEEL THE CAPITAL GAINS TAX SHOULD CONTINUE AS IS

Tax Rate on Capital Gain and Qualified Dividends Should...



BUDGET

BY FAR, VOTERS FEEL STIMULATING THE ECONOMY SHOULD BE TOP GOVERNMENT BUDGET PRIORITY



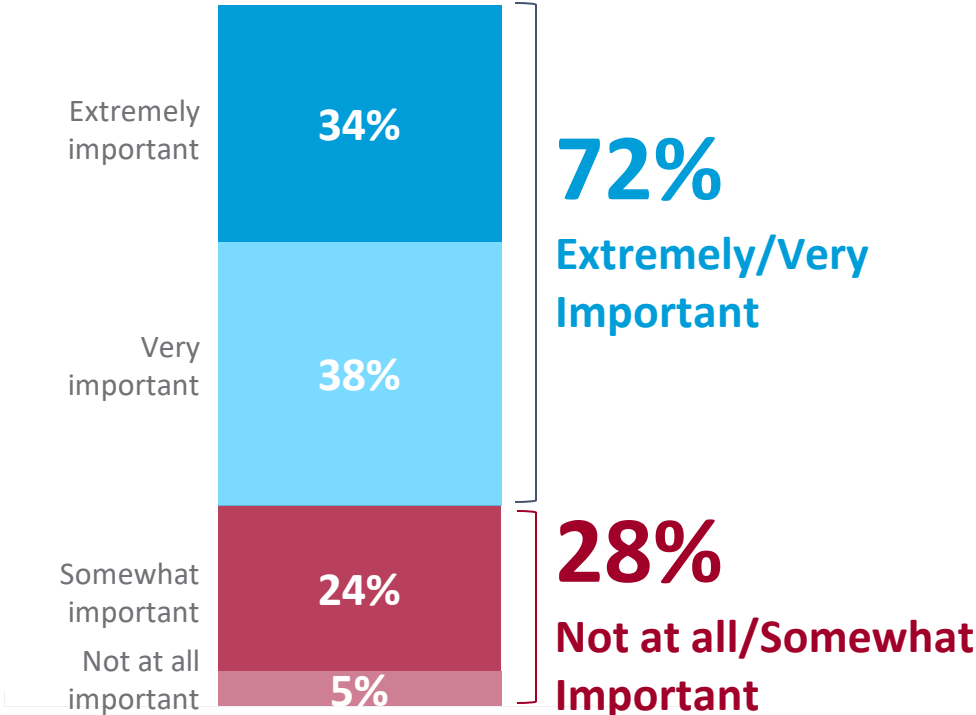
BASE: Registered Voters (n=2027)

B1A. What do you feel should be the top priority in the government's budget?

B1B. What do you feel should be the second priority in the government's budget?

MAJORITY OF VOTERS FEEL IT IS IMPORTANT TO REDUCE THE BUDGET DEFICIT

Importance of Reducing Budget Deficit

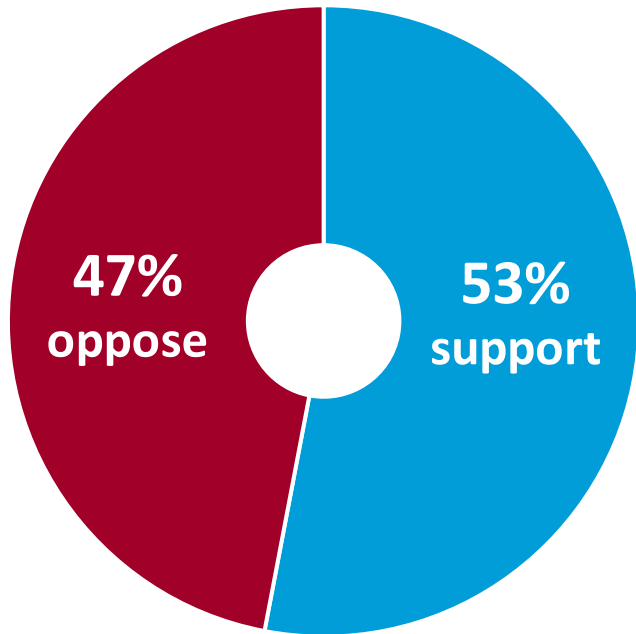


BASE: Registered Voters (n=2027)

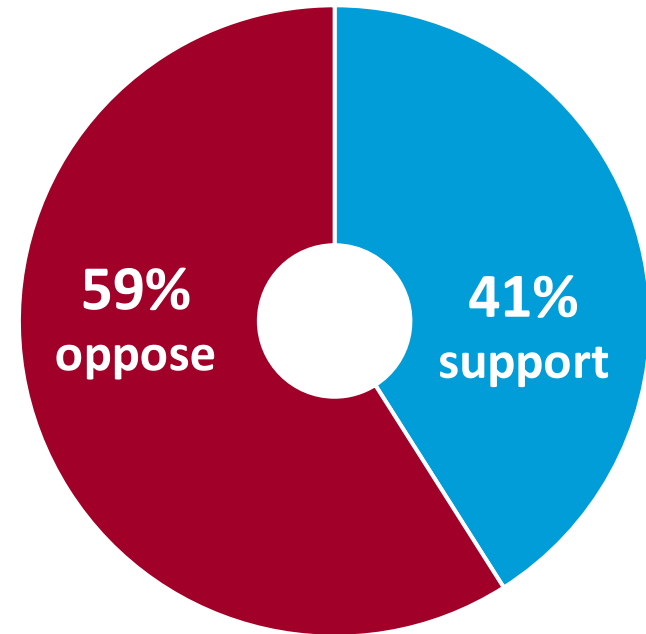
B16 The federal budget deficit in 2016 was \$587 billion, which is 3.2% of the U.S. economy. How important do you think it is to reduce the budget deficit?

MAJORITY WOULD SUPPORT PROPOSAL TO INCREASE DEFENSE SPEND BY 10%, CUT DISCRETIONARY BY 10%; MAJORITY OPPOSE PLAN TO FAVOR DISCRETIONARY OVER MILITARY.

Attitudes Towards Proposal to **Increase** Defense Spending by 10%, Leave Social Security/Medicare Unchanged, and **Decrease** all Other Expenditures by 10%



Attitudes Towards Proposal to **Decrease** Defense Spending by 10%, Leave Social Security/Medicare Unchanged, and **Increase** all Other Expenditures by 10%



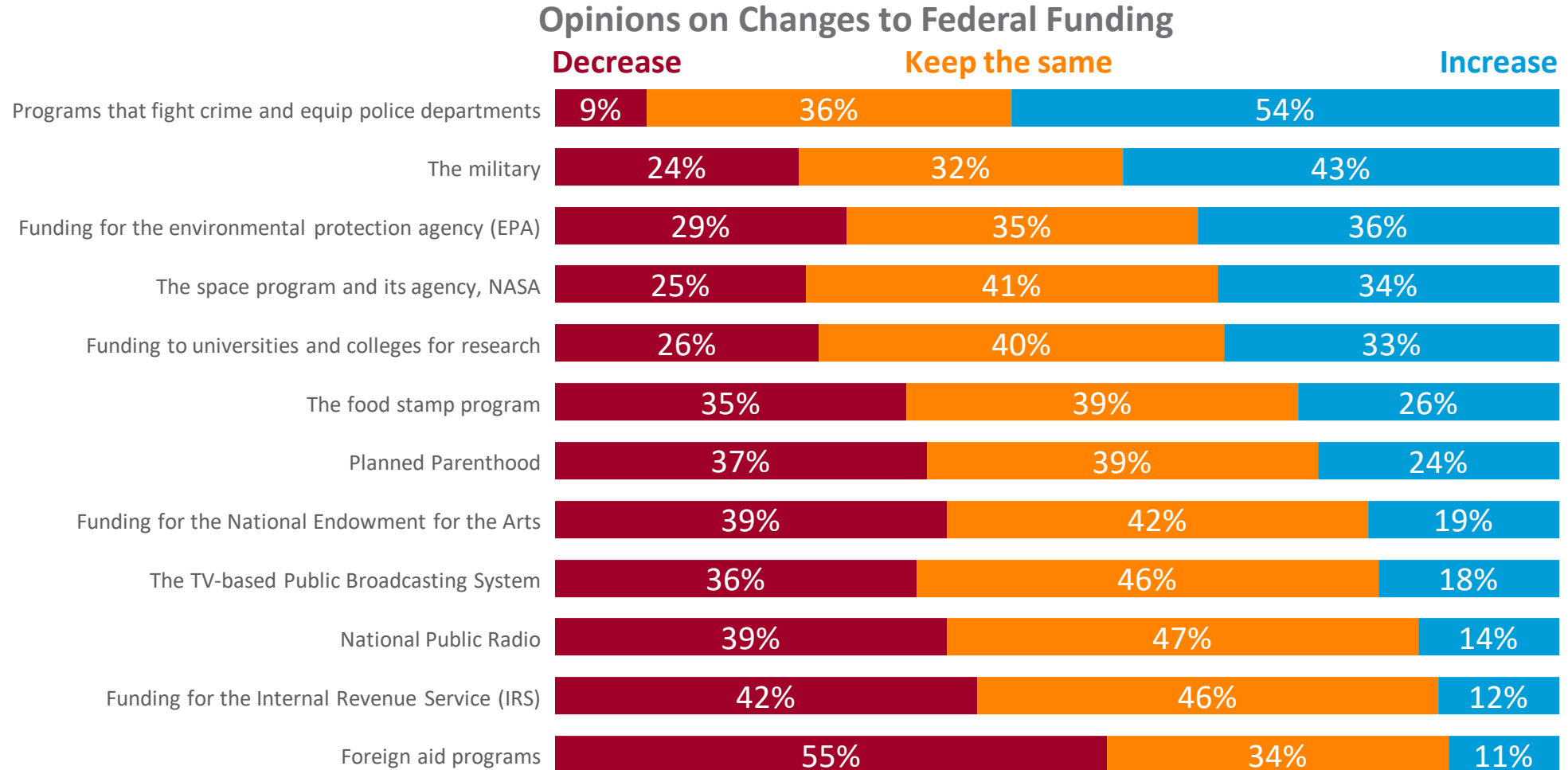
BASE: Registered Voters (n=2027)

B5 One proposal for the coming budget is to increase defense spending by 10 percent, leave Social Security and Medicare expenditures unchanged, and decrease all other expenditures by 10 percent. Do you support or oppose this proposal?

B6 Another proposal for the coming budget is to decrease defense spending by 10 percent, leave Social Security and Medicare expenditures unchanged, and increase all other expenditures by 10 percent. Do you support or oppose this proposal?

MAJORITY OF VOTERS FAVOR INCREASING PROGRAMS THAT FIGHT CRIME AND EQUIP POLICE DEPARTMENTS

For most programs (including NASA, college research, food stamps, Planned Parenthood, the Arts), a plurality favor keeping federal funding the same but significant numbers favor cuts



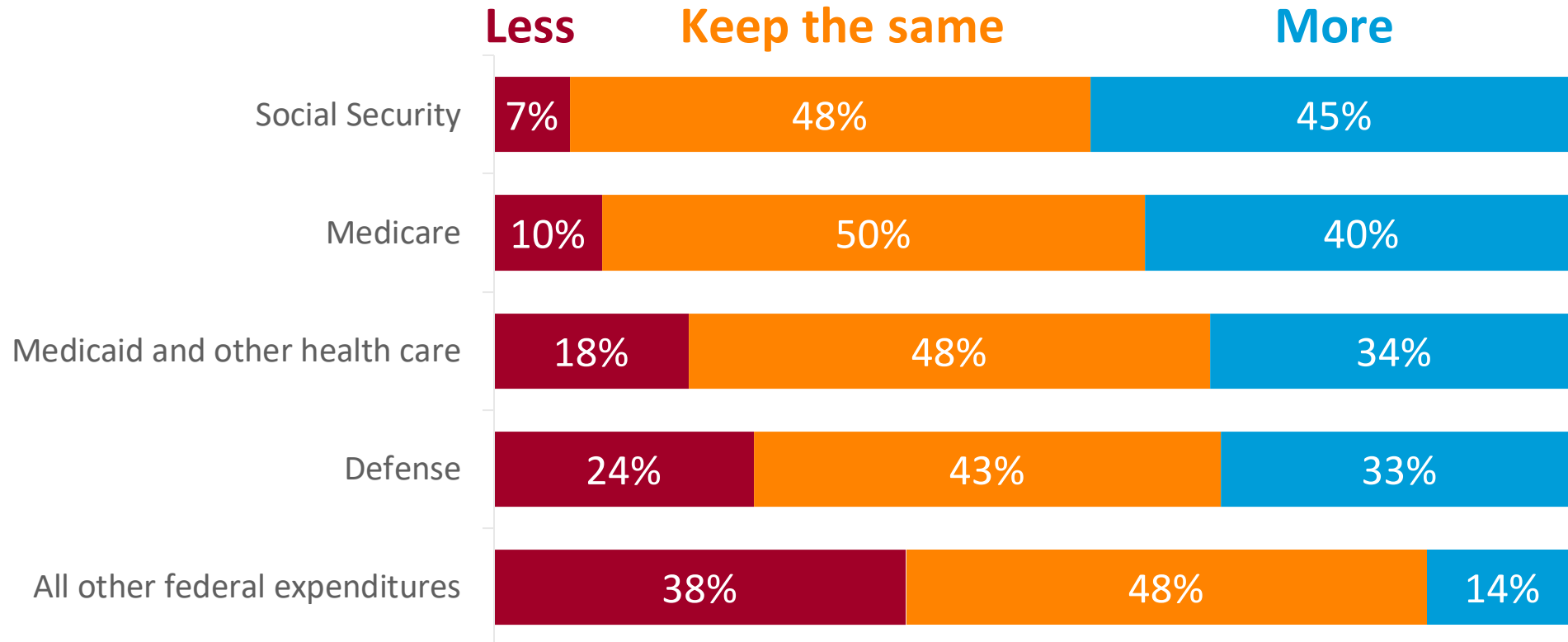
BASE: Registered Voters (n=2027)

B7 Would you like to see federal funding for each of these programs increased, decreased, or kept the same?

AROUND HALF OF VOTERS FAVOR KEEPING FEDERAL BUDGET THE SAME FOR MOST ITEMS

Around 4 in 10 favor spending more on Social Security and Medicare.

Opinion on Federal Budget Spending

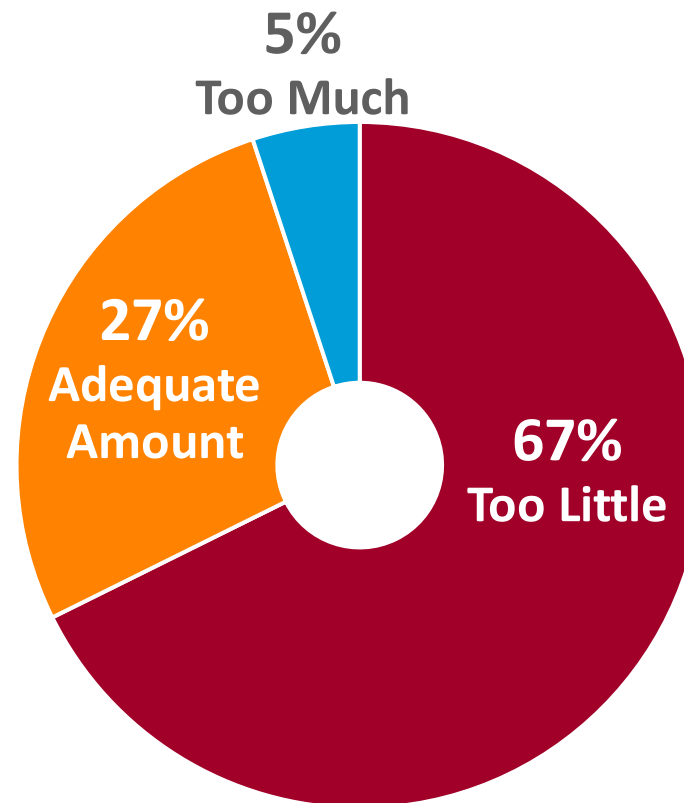


BASE: Registered Voters (n=2027)

B4. Overall, would you favor spending more or less on each of these areas of the federal budget?

MOST VOTERS FEEL THE ELDERLY DON'T RECEIVE ENOUGH SUPPORT

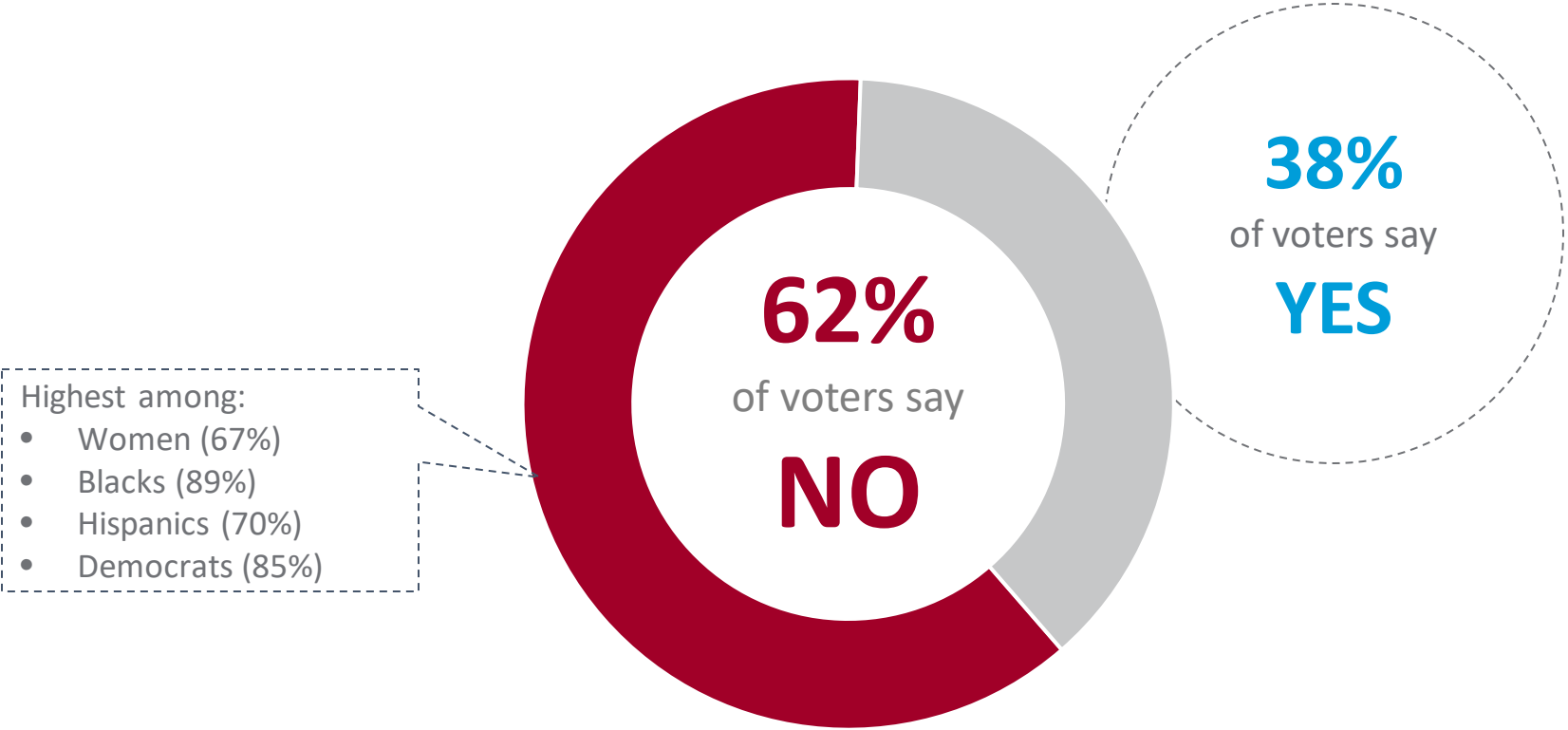
Opinion of U.S. Providing Support for Elderly People



MOST VOTERS ARE AGAINST BUILDING A WALL ALONG THE MEXICAN BORDER

This sentiment is highest among Democrats and Blacks.

Should the U.S. Government Build a Wall Along the Southern Border with Mexico?

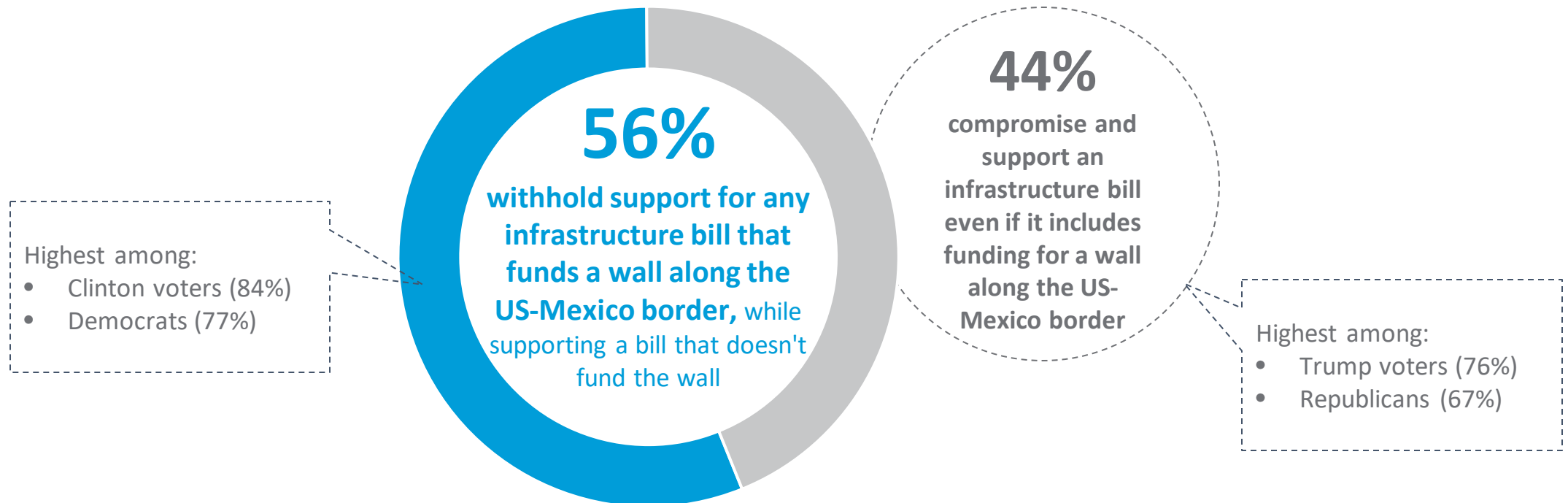


BASE: Registered Voters (n=2027)

B8 Should the U.S. government build a wall along the southern border with Mexico?

MAJORITY FEEL DEMOCRATS SHOULD WITHHOLD SUPPORT IF INFRASTRUCTURE BILL INCLUDES FUNDING FOR WALL

In working with President Trump on passing an infrastructure bill, Democrats in Congress should...



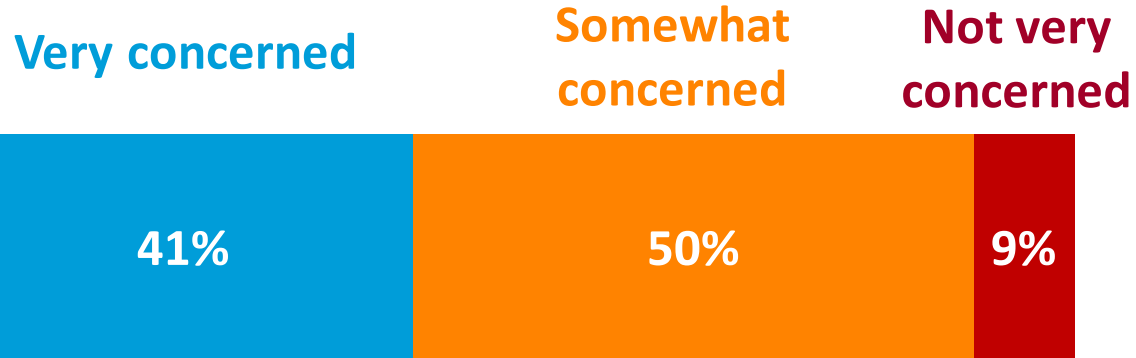
BASE: Registered Voters (n=2027)

IF3 Democrats in Congress have said that they are willing to work with President Trump on passing an infrastructure bill. However, many Democrats have also said they would not support an infrastructure bill if it includes funding for a wall along the US-Mexico border. What would you prefer the Democrats do?

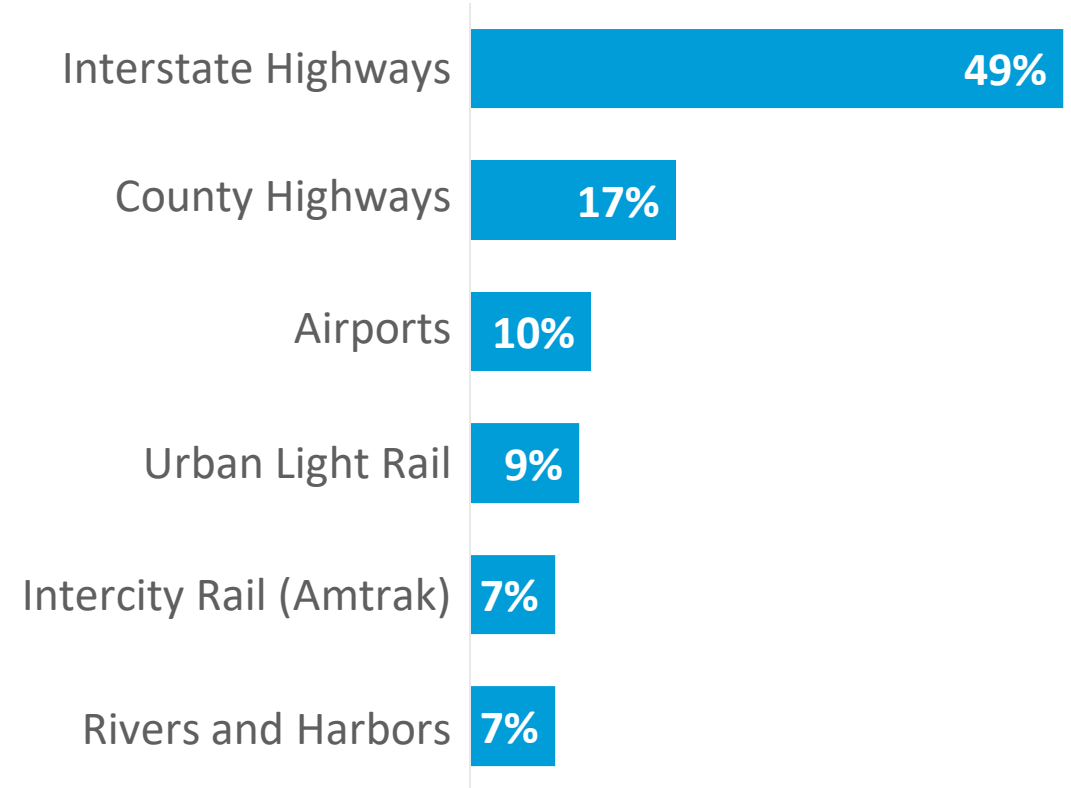
SUPER MAJORITY OF VOTERS ARE VERY OR SOMEWHAT CONCERNED FOR THE STATE OF INFRASTRUCTURE TODAY

Interstate highways are the top desired priority for infrastructure projects, far outweighing any other project.

Concern for the State of Infrastructure Today



Desired Priority of Infrastructure Projects



BASE: Registered Voters (n=2027)

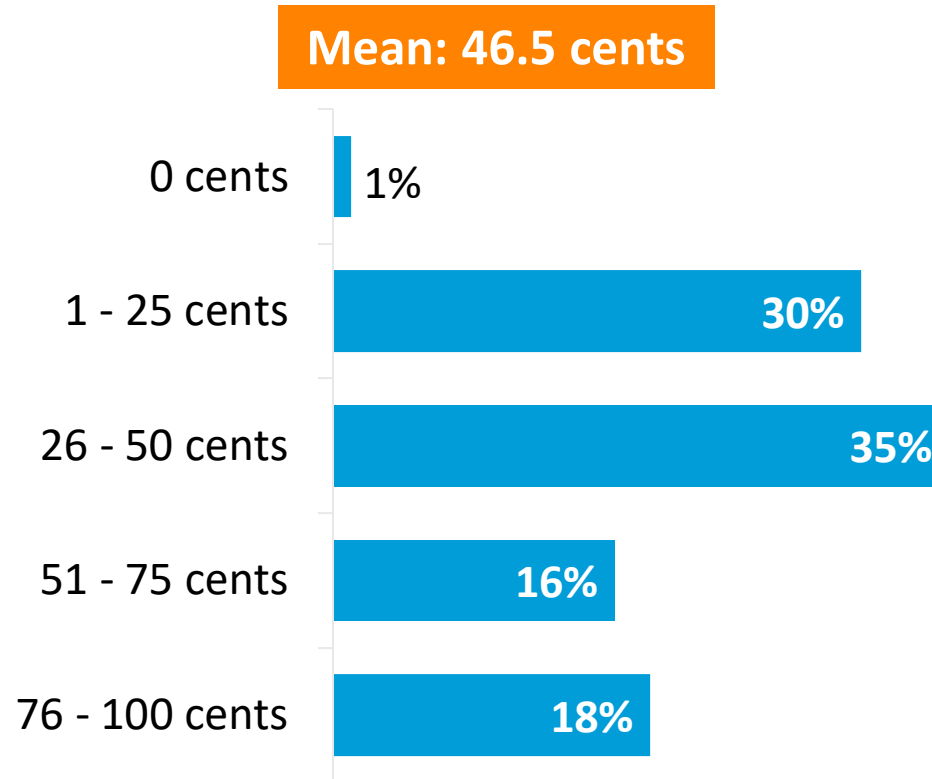
IF1 Which of the following best describes how you feel about the state of infrastructure today in the United States?

IF7 Please rank the following types of infrastructure projects, in your preferred order of priority:

WASTE AND FRAUD

ON AVERAGE, VOTERS FEEL NEARLY HALF OF EVERY DOLLAR IN THE FEDERAL BUDGET IS WASTED

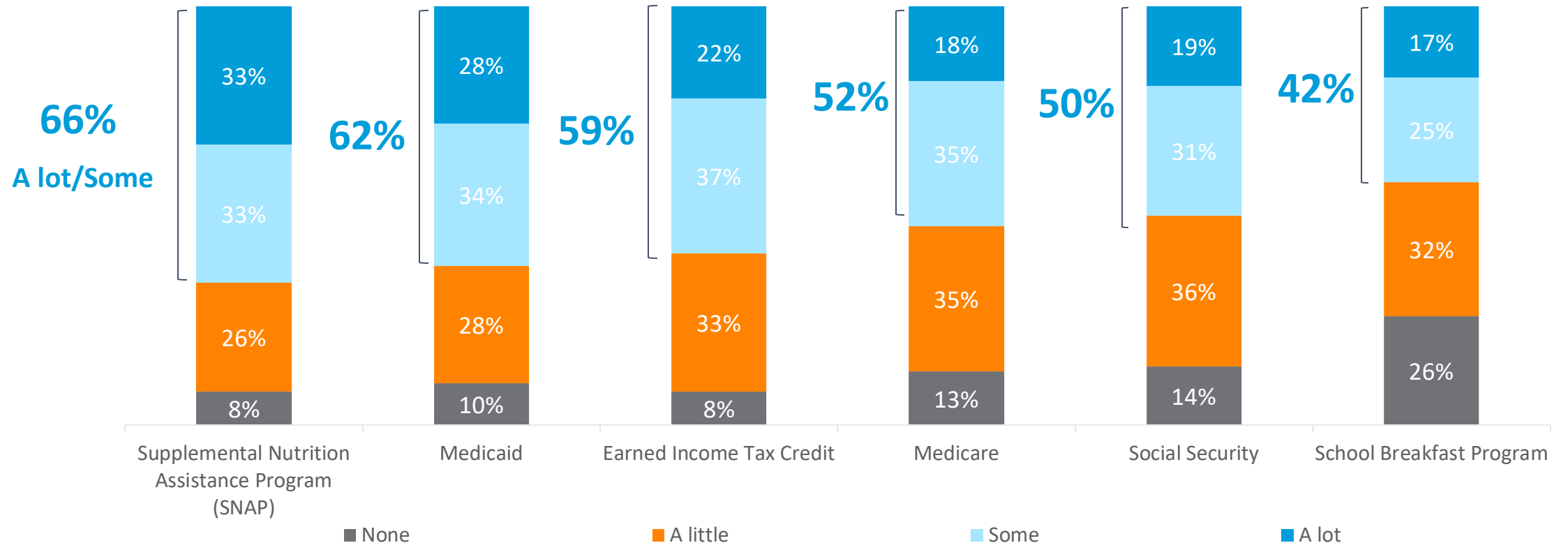
Amount of money wasted from every dollar in the federal government's budget



TWO-THIRDS OF VOTERS FEEL AT LEAST SOME FOOD STAMP BENEFITS ARE CLAIMED FRAUDULENTLY

A majority feel the same about Medicaid, Earned Income Tax Credit, and Medicare.

Proportion of Benefits Claimed Fraudulently

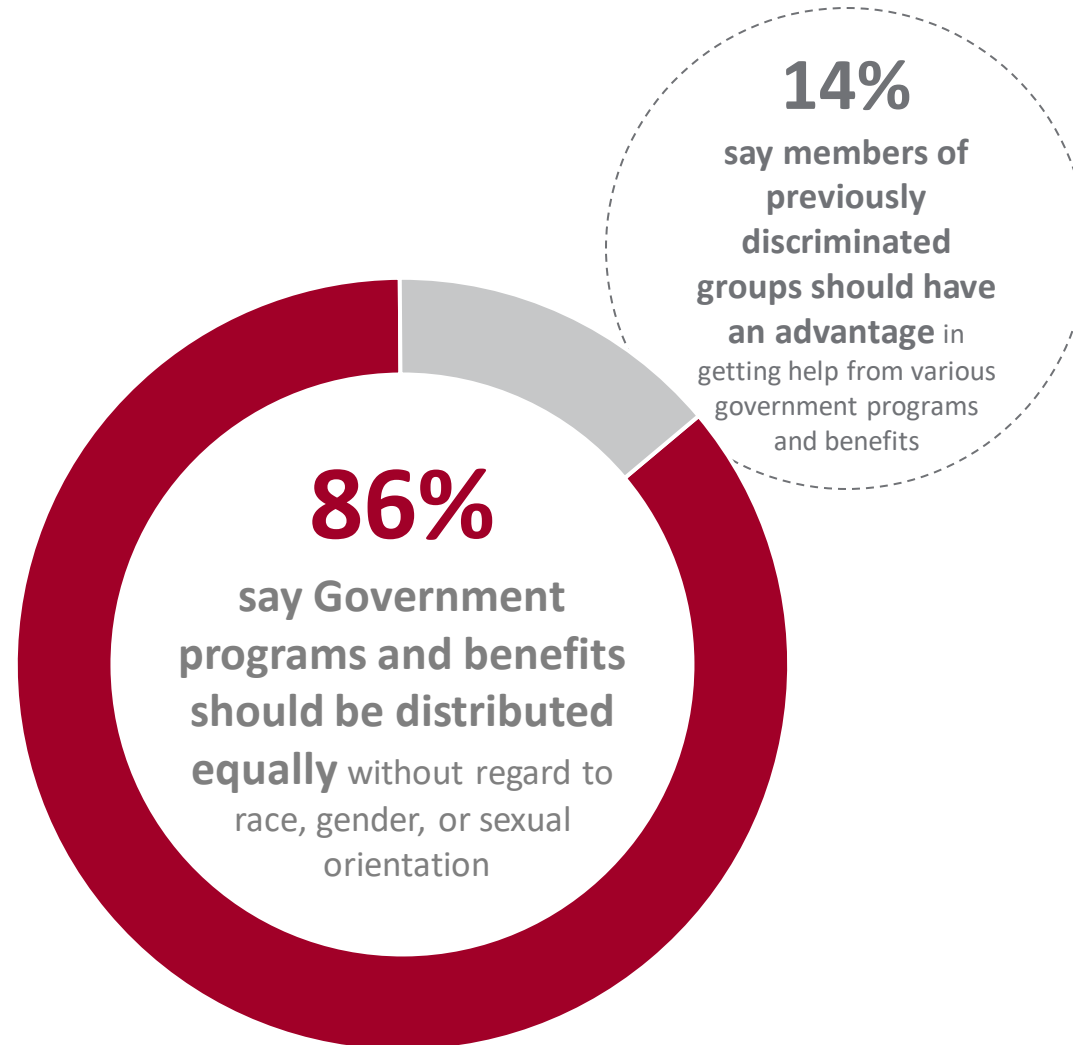


BASE: Registered Voters (n=2027)

GE6 What proportion of benefits from the following programs do you think are claimed fraudulently?

VAST MAJORITY FEEL GOV'T PROGRAMS AND BENEFITS SHOULD BE DISTRIBUTED EQUALLY

Just 14% say members of previously discriminated groups should have an advantage.



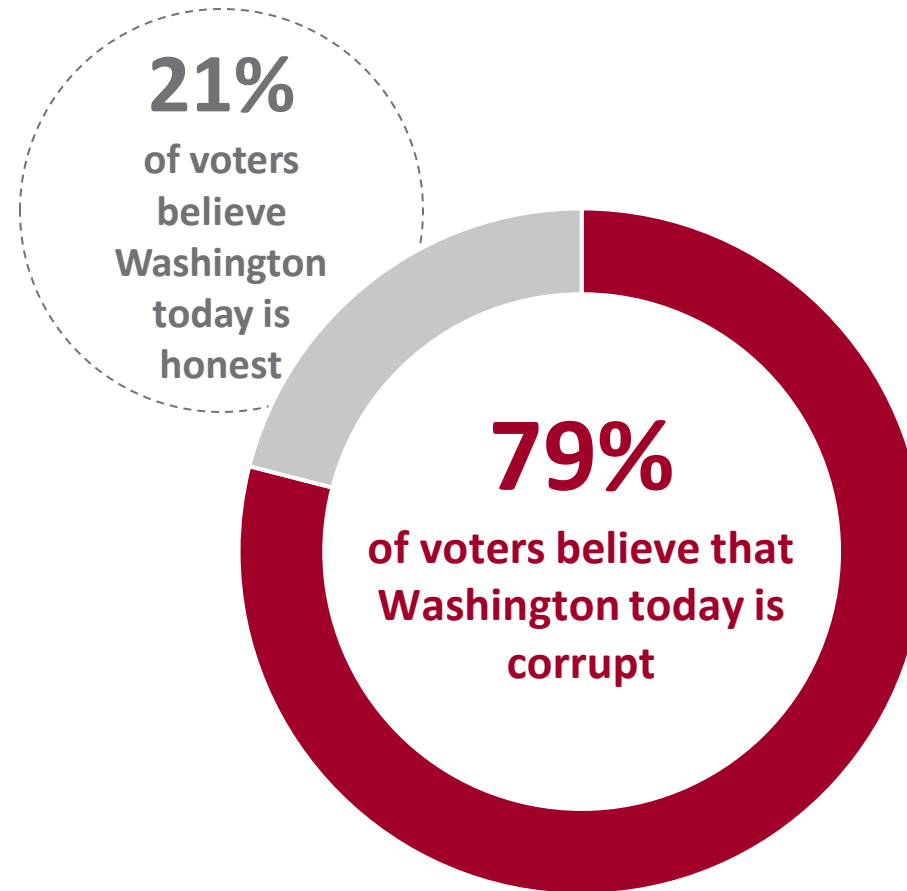
3 IN 5 VOTERS BELIEVE TAX AVOIDANCE BY THE WEALTHY HAS A BIGGER IMPACT ON THE GOVERNMENT'S FINANCES

Just 2 in 5 voters feel people fraudulently claiming government benefits has a greater impact.

The Bigger Impact on the Government's Finances is...



NEARLY 4 IN 5 VOTERS FEEL WASHINGTON TODAY IS CORRUPT



BASE: Registered Voters (n=2027)

GE3B Do you believe that Washington today is basically corrupt or do you believe Washington wastes some money but the government and the politicians are basically honest?

DEMOGRAPHICS

DEMOGRAPHICS

	<i>Base</i>	<i>n=2027</i>
AGE*		
18-34		26%
35-49		25%
50-64		27%
65+		22%
SEX*		
Male		48%
Female		52%
EDUCATION*		
Less than high school degree		7%
High school degree to less than 4 year college degree		57%
4 year college degree or more		36%

	<i>Base</i>	<i>n=2027</i>
RACE/ETHNICITY*		
White		70%
Black/African American		11%
Hispanic		12%
Asian or Pacific Islander		3%
Mixed race		2%
Other		1%
Decline to Answer		1%

	<i>Base</i>	<i>n=2092</i>
POLITICAL PARTY		
Democrat		36%
Republican		31%
Independent		30%
Other		3%
LOCALE		
Urban		28%
Suburban		52%
Rural		20%